

THE
JOHN CRERAR
LIBRARY

NOTICE:

This book has been published as a reference book for those
who have already taken this course in designing.

Philip Gleason

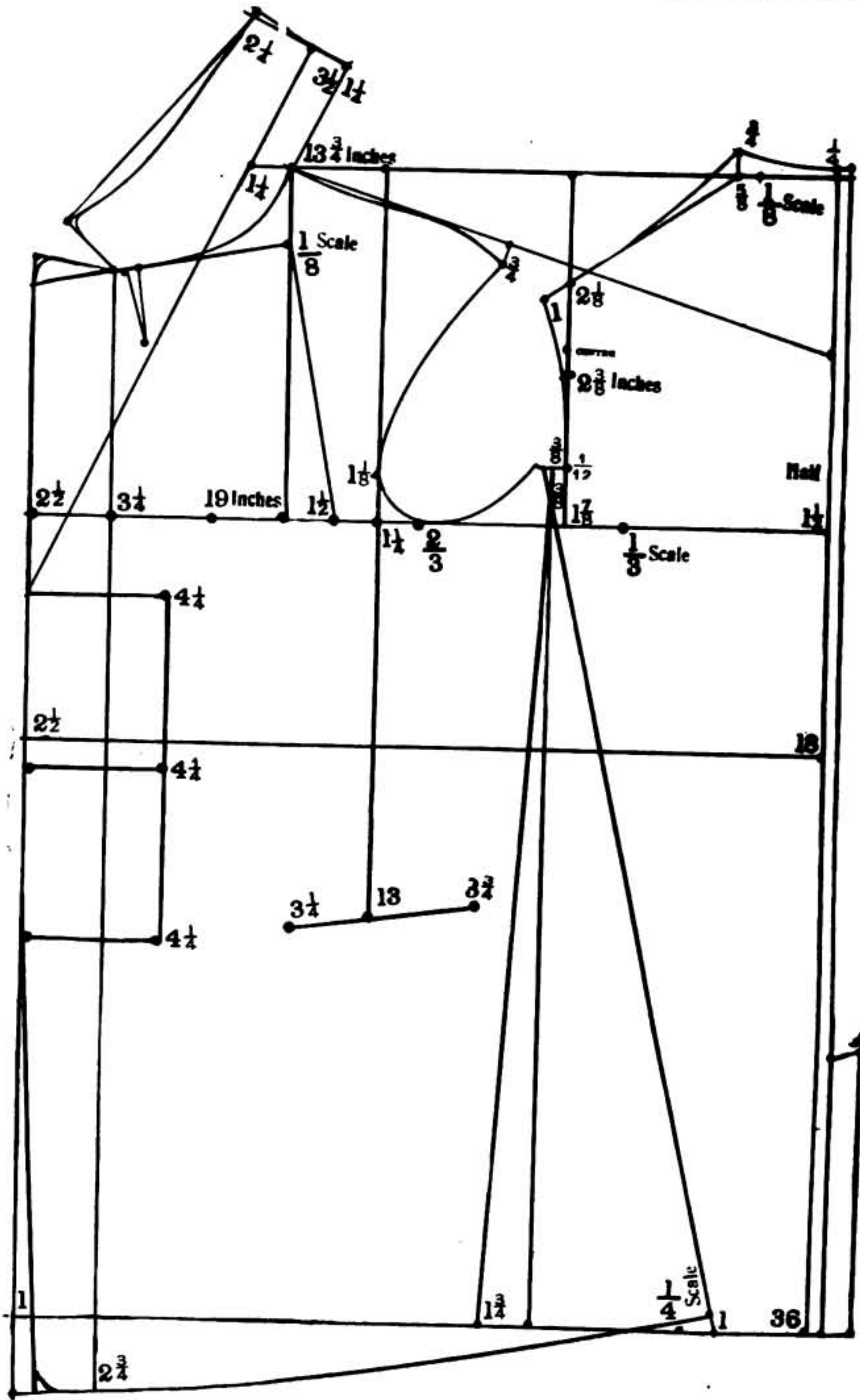


DIAGRAM No. 7.

Short Box Overcoat.

Drafted according to 38 breast scale 19.

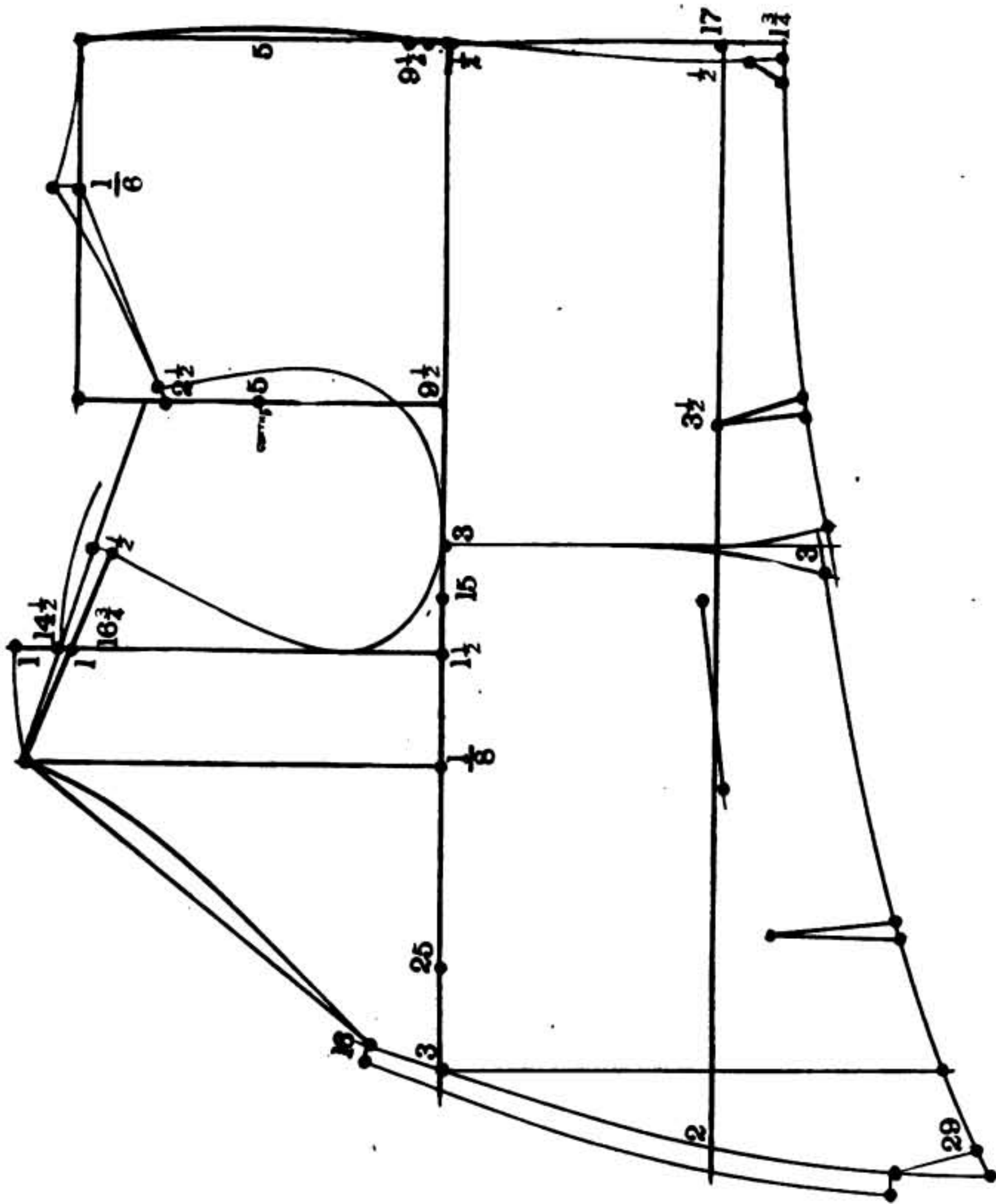


DIAGRAM No. 90.

This diagram represents an extra stout vest, made
by short measurements.

The measurements of diagram 89 also refer to this illustration.

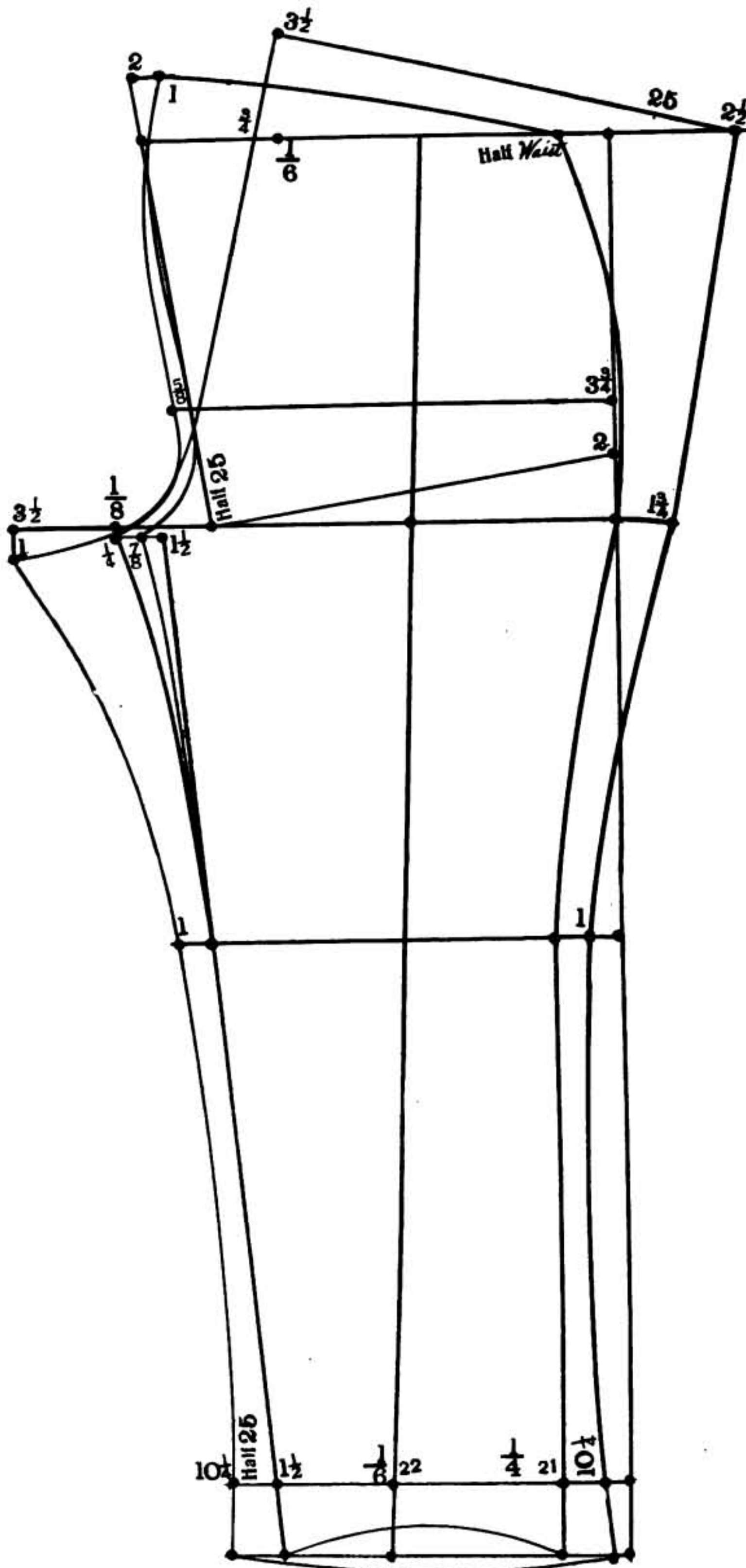
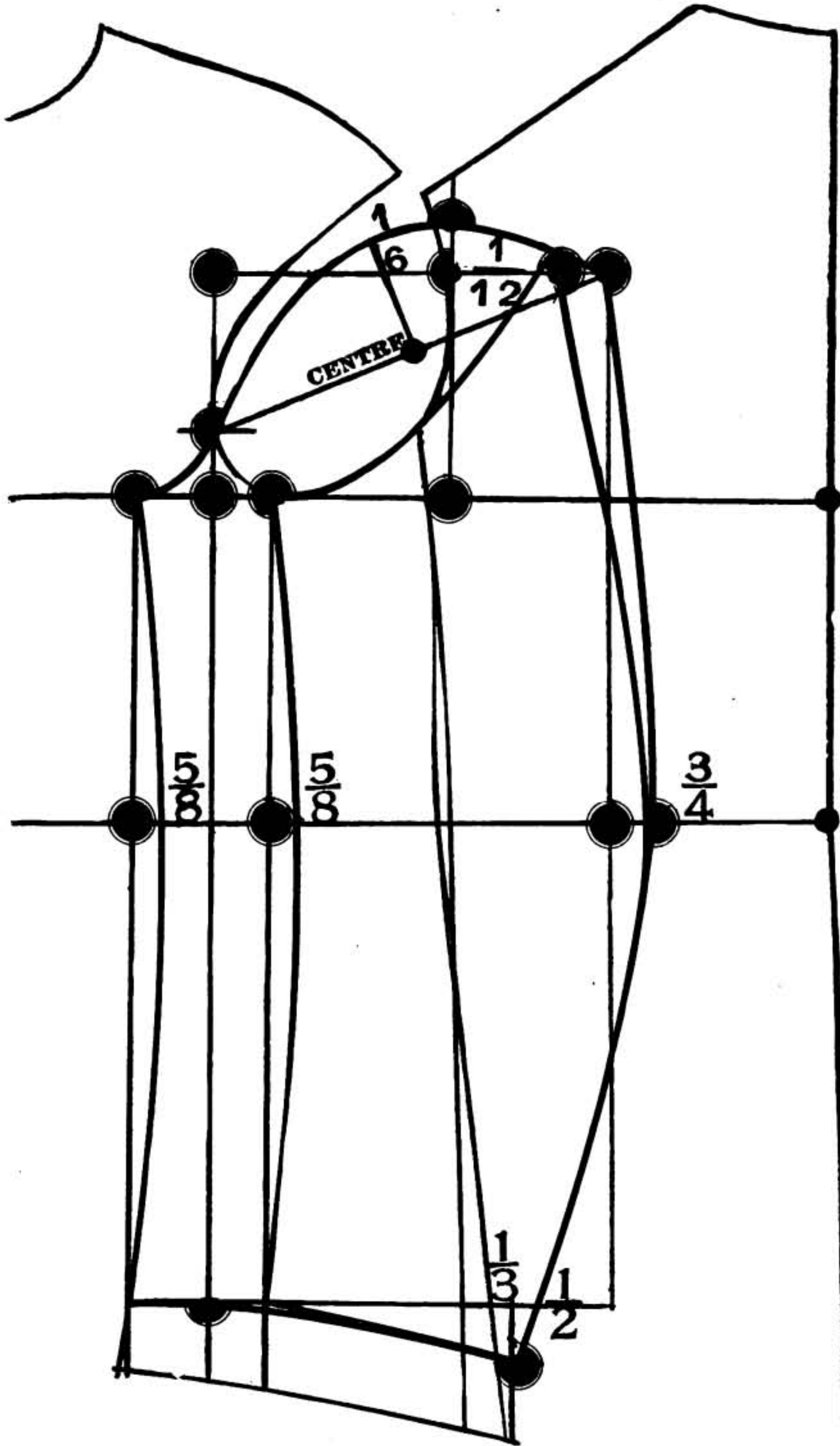


DIAGRAM No. 91. Extra Stout Pants.

MEASUREMENTS.

Outside Length,	42	Knee,	22
Inside Length,	30	Bottom,	19
		Waist,	50
		Seat,	50

DIAGRAM No. 92.



This Sleeve is made in proportion to the measurement of the arm hole

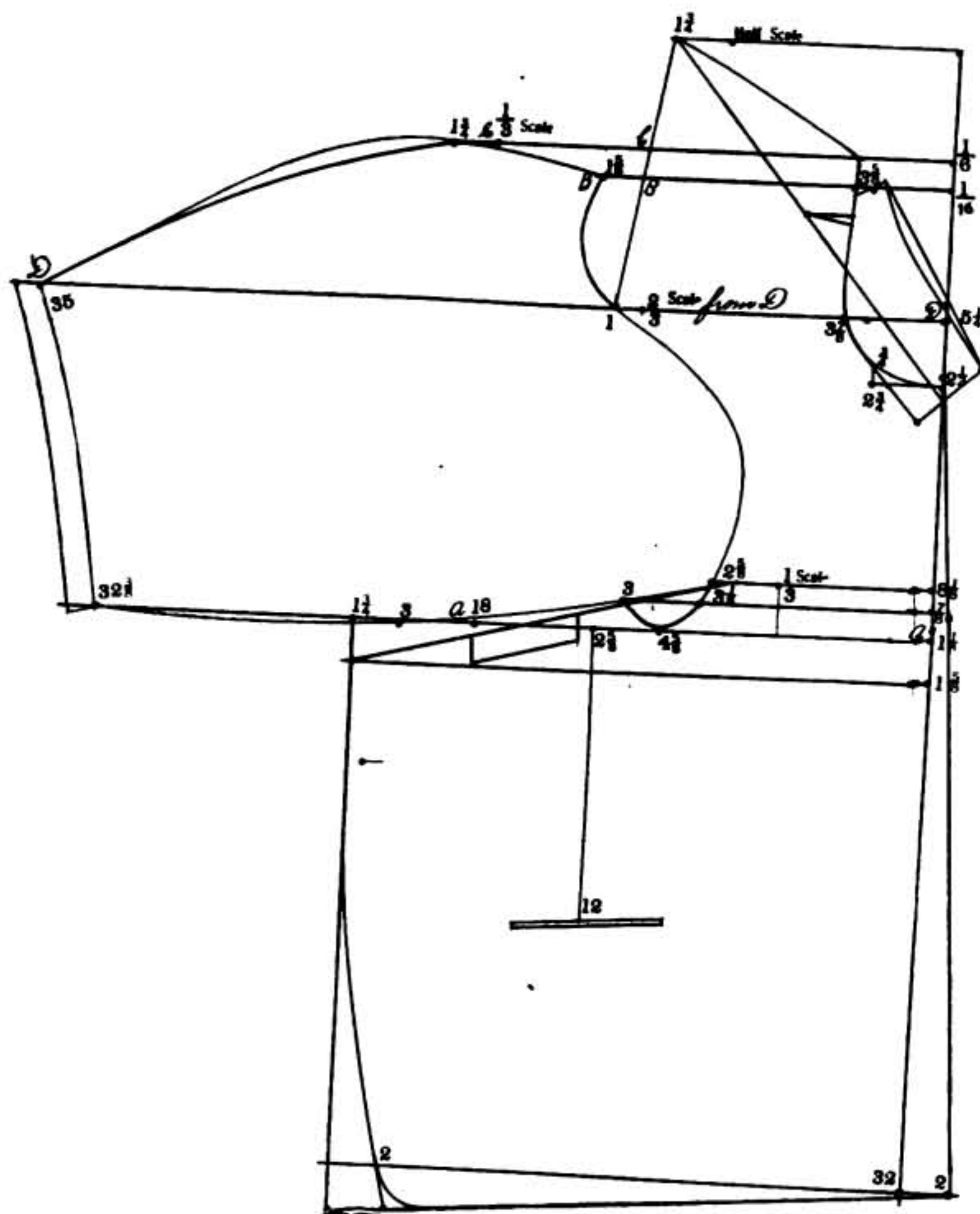


DIAGRAM No. 93.

This diagram represents a method of making both,
the coat and sleeve together.

There is no allowance for seams.

PART SEVEN.

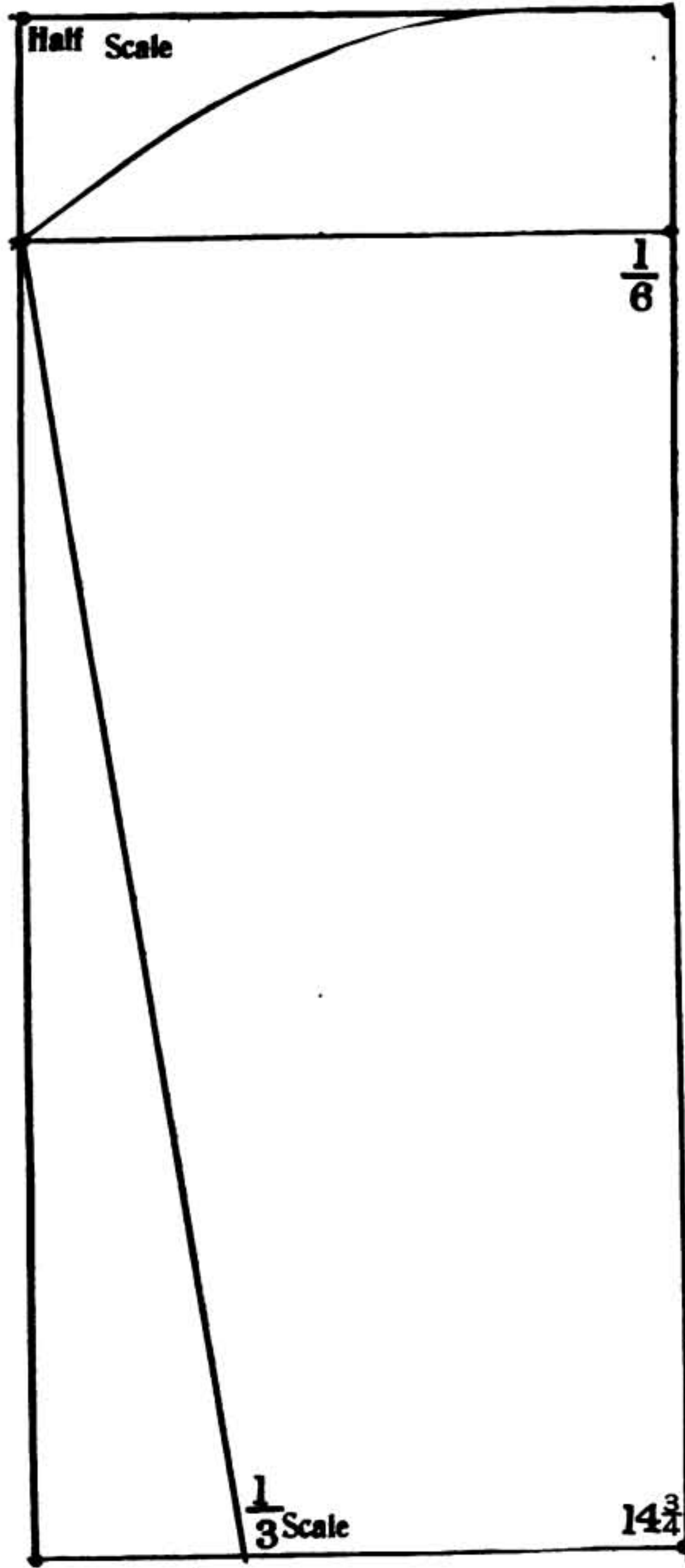


DIAGRAM No. 94.

Shirt Sleeve.

Size 6.

Breast 25.

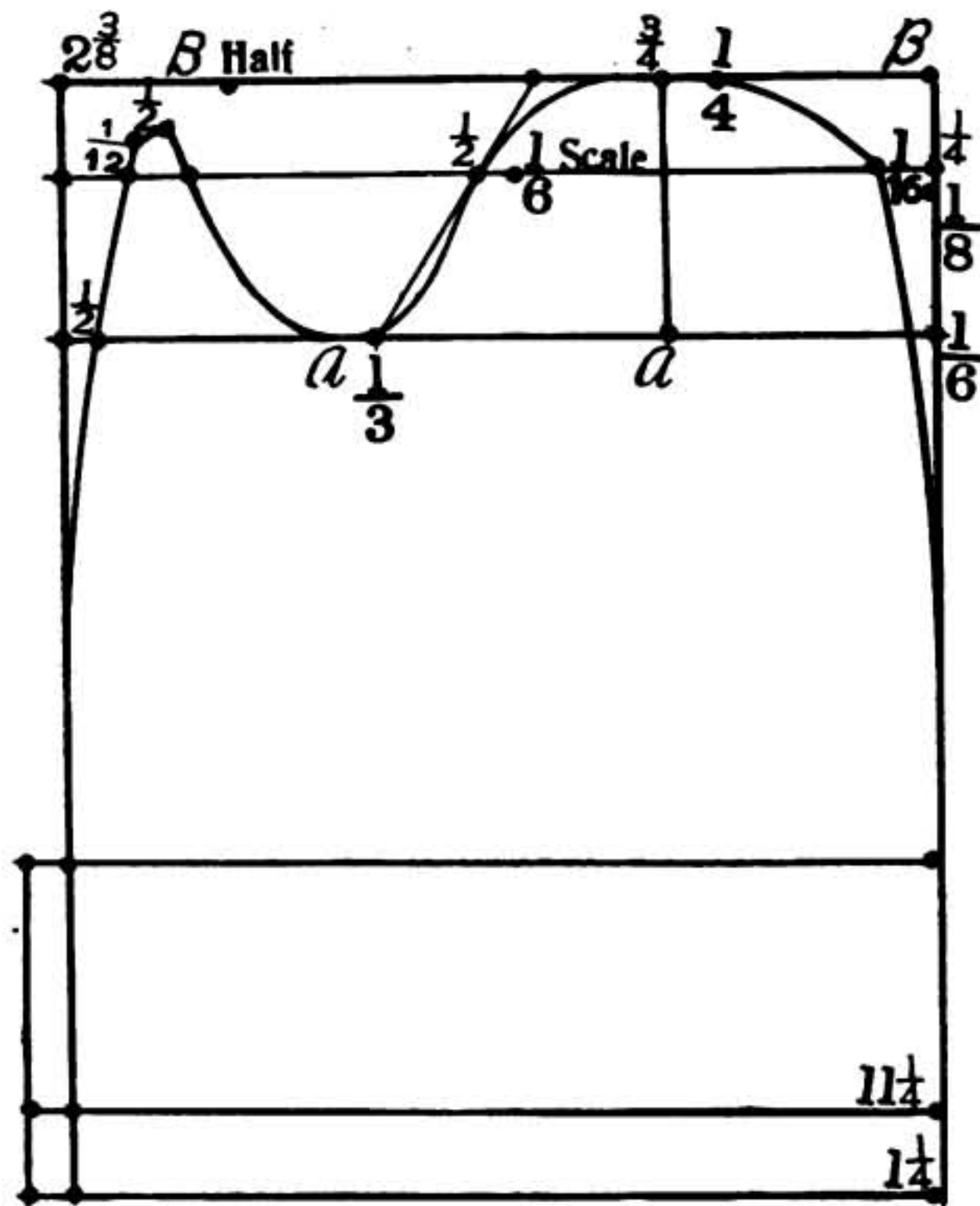


DIAGRAM No. 95.

Shirt Sleeve.

Size 6.

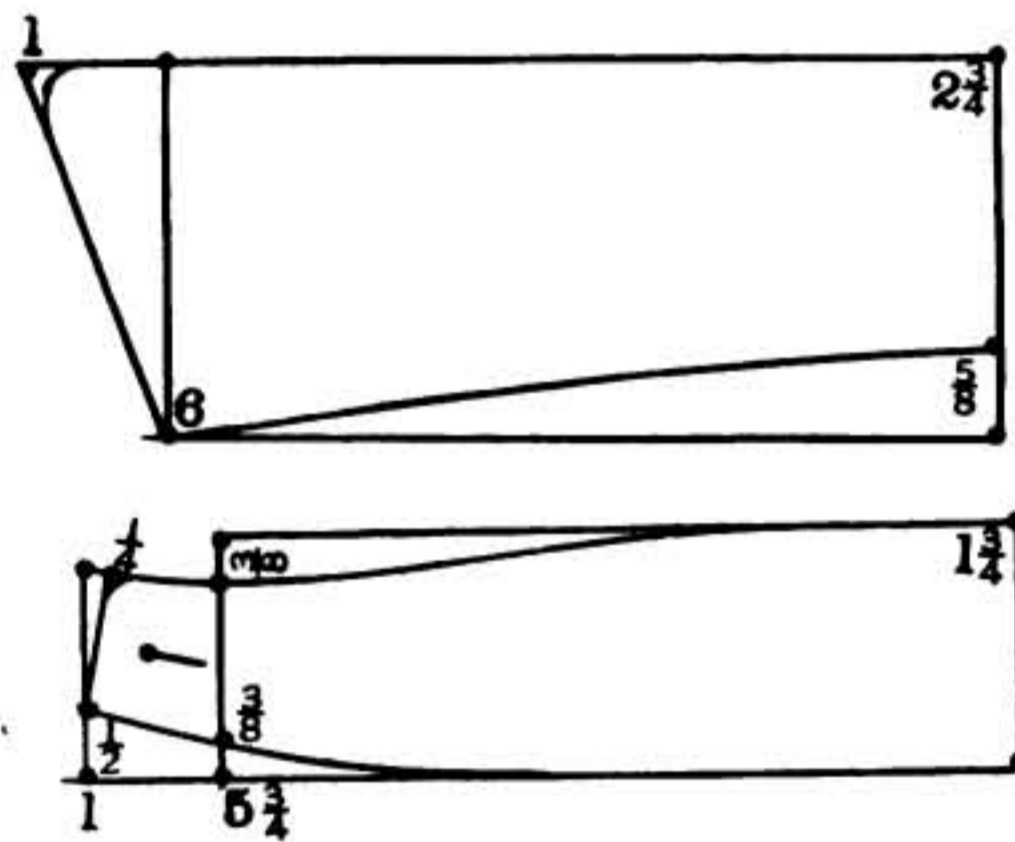


DIAGRAM No. 96.

Collar plus an additional stand for
Children's Shirtwaists.

Size 6.

Neck $11\frac{1}{2}$.

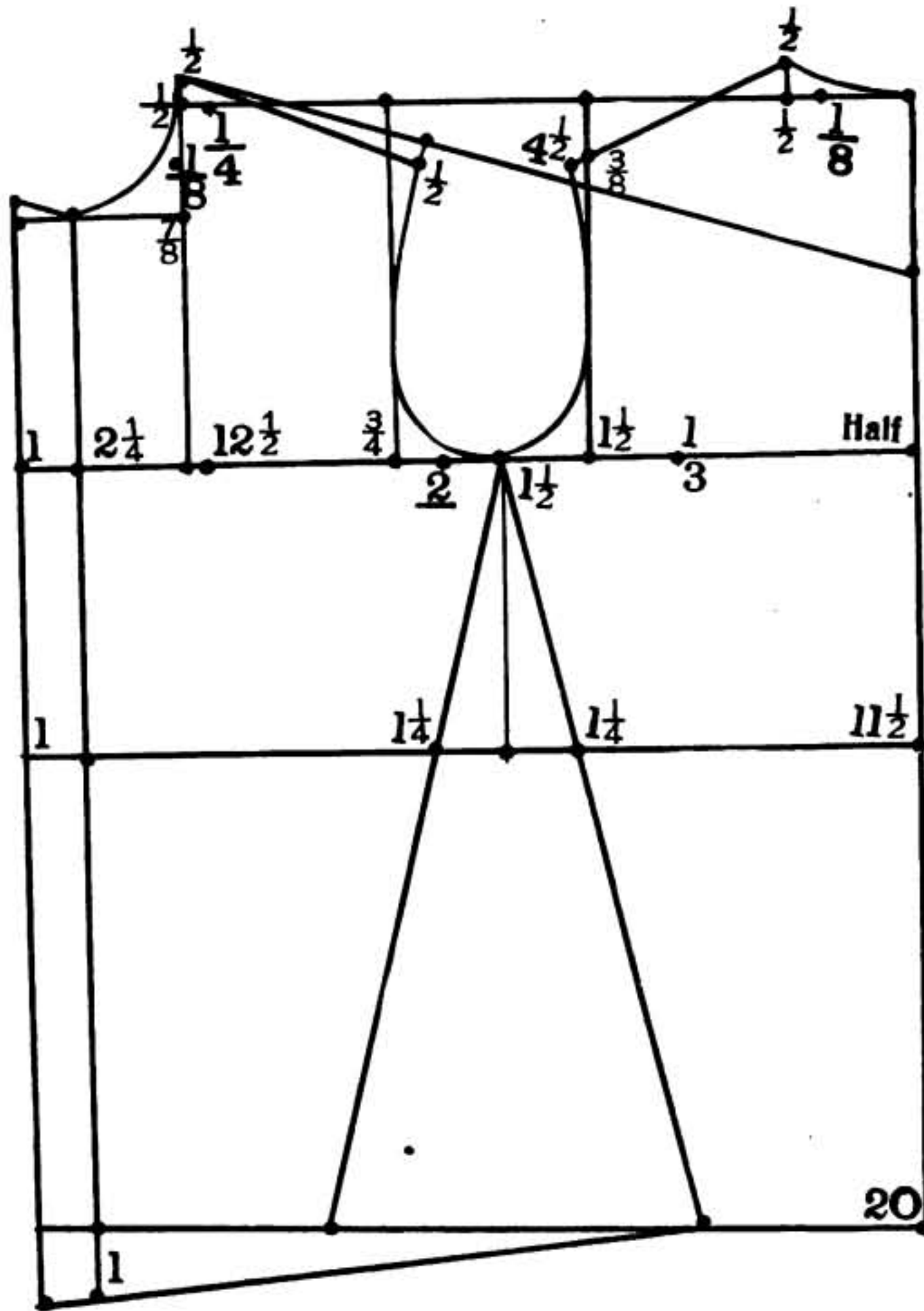


DIAGRAM No. 97.

Shirt Blouse.

Size 6.

Breast 25.

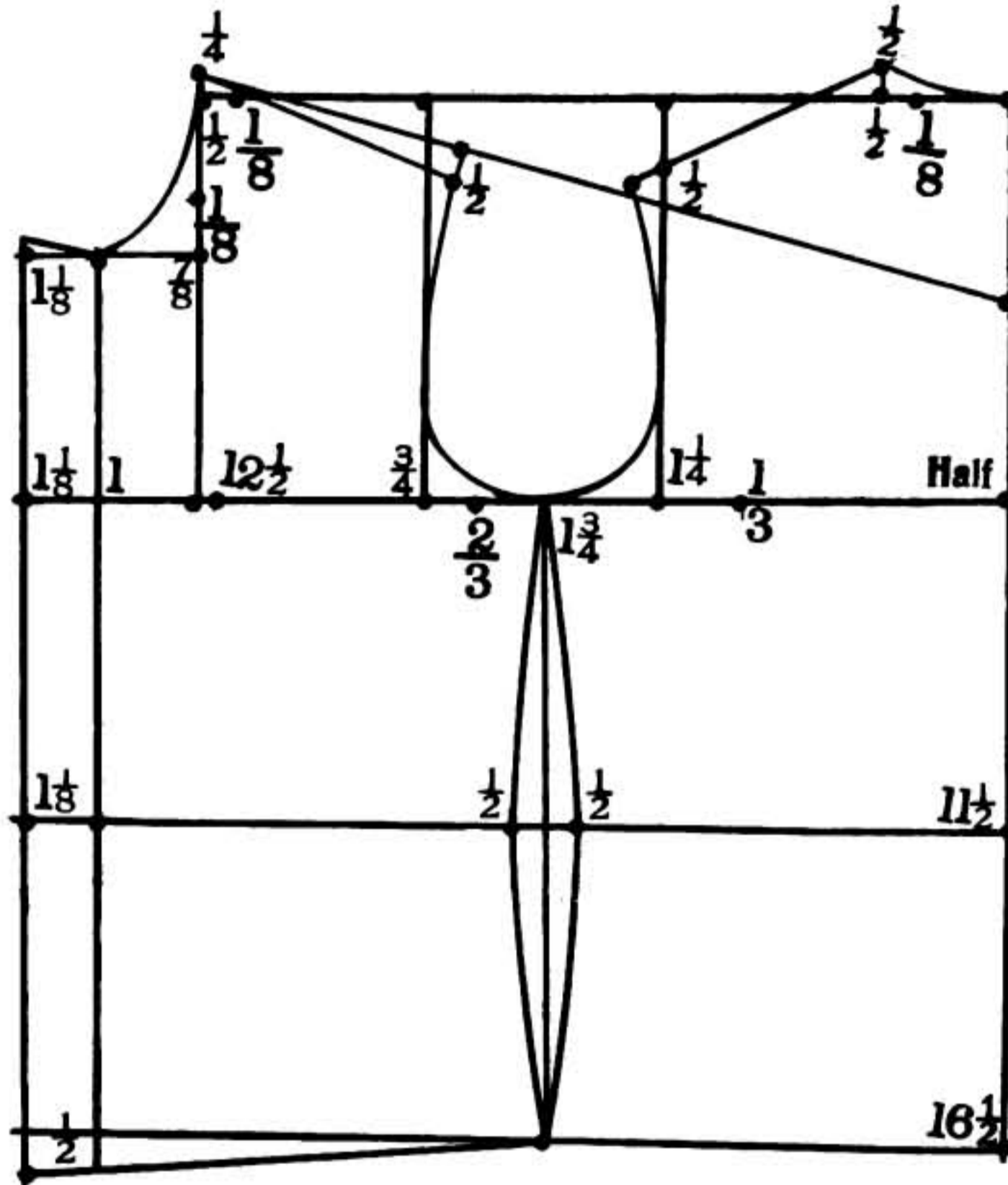


DIAGRAM No. 100.

Children's Shirtwaist.

Size 6.

Breast 25. Waist 22.

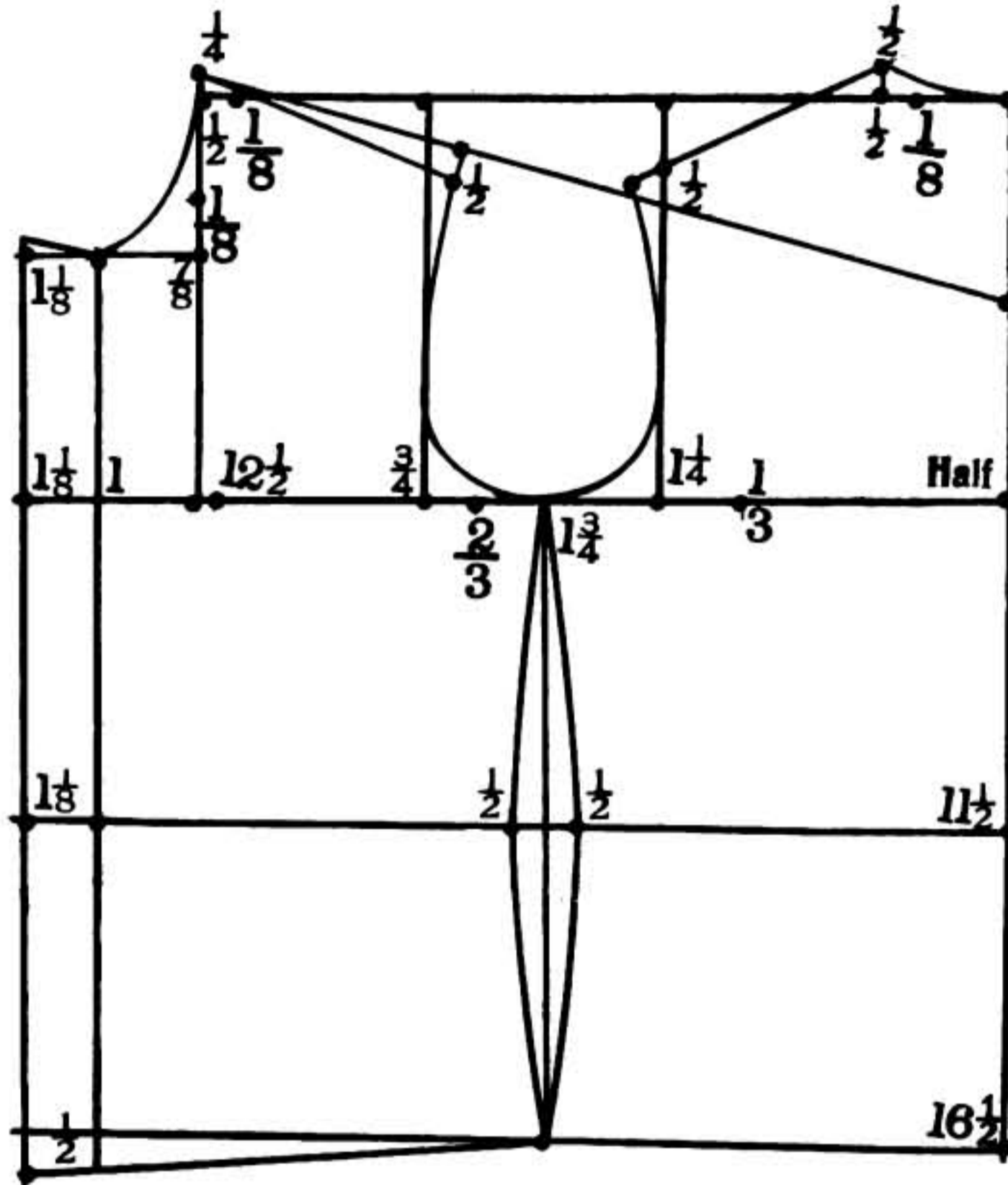


DIAGRAM No. 100.

Children's Shirtwaist.

Size 6.

Breast 25. Waist 22.

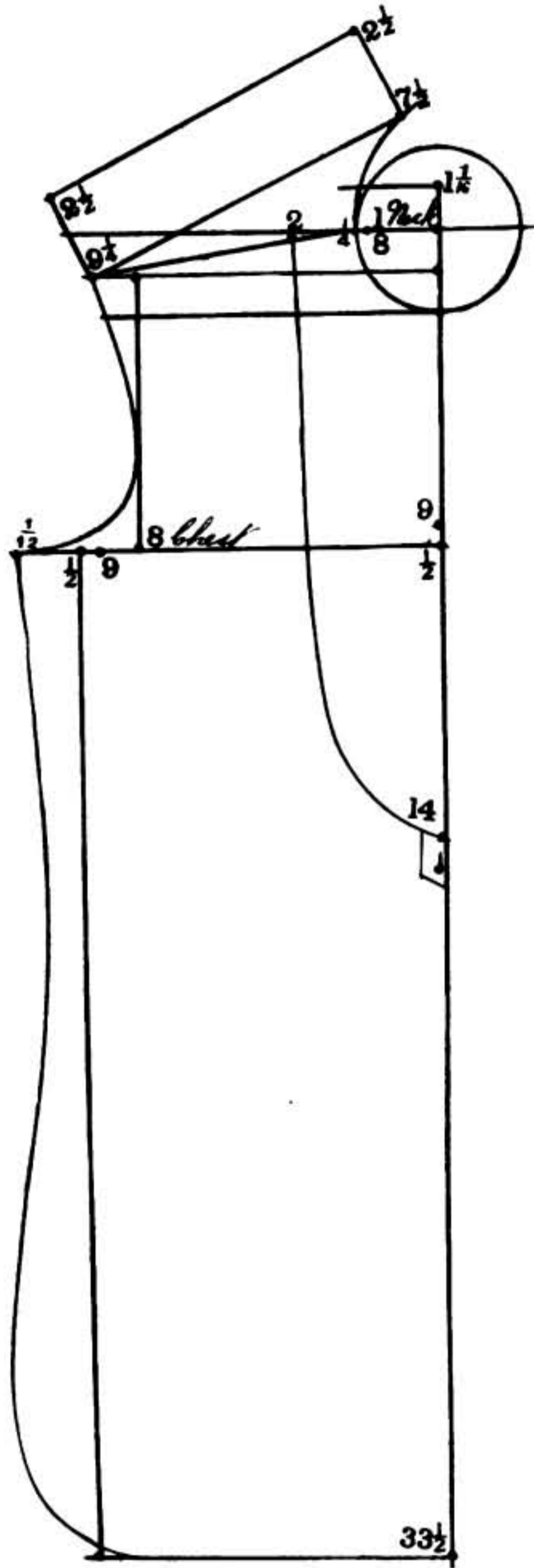



DIAGRAM No. 101.

System for Men's Shirts Size 36.

MEASUREMENTS:

Neck, . . . 15	Bosom, . . . 13 1/2	Breast, . . . 36
Chest, . . . 16	Length, . . . 33	Waist, . . . 32



This diagram clearly illustrates the method how
the back of a man's shirt is made.

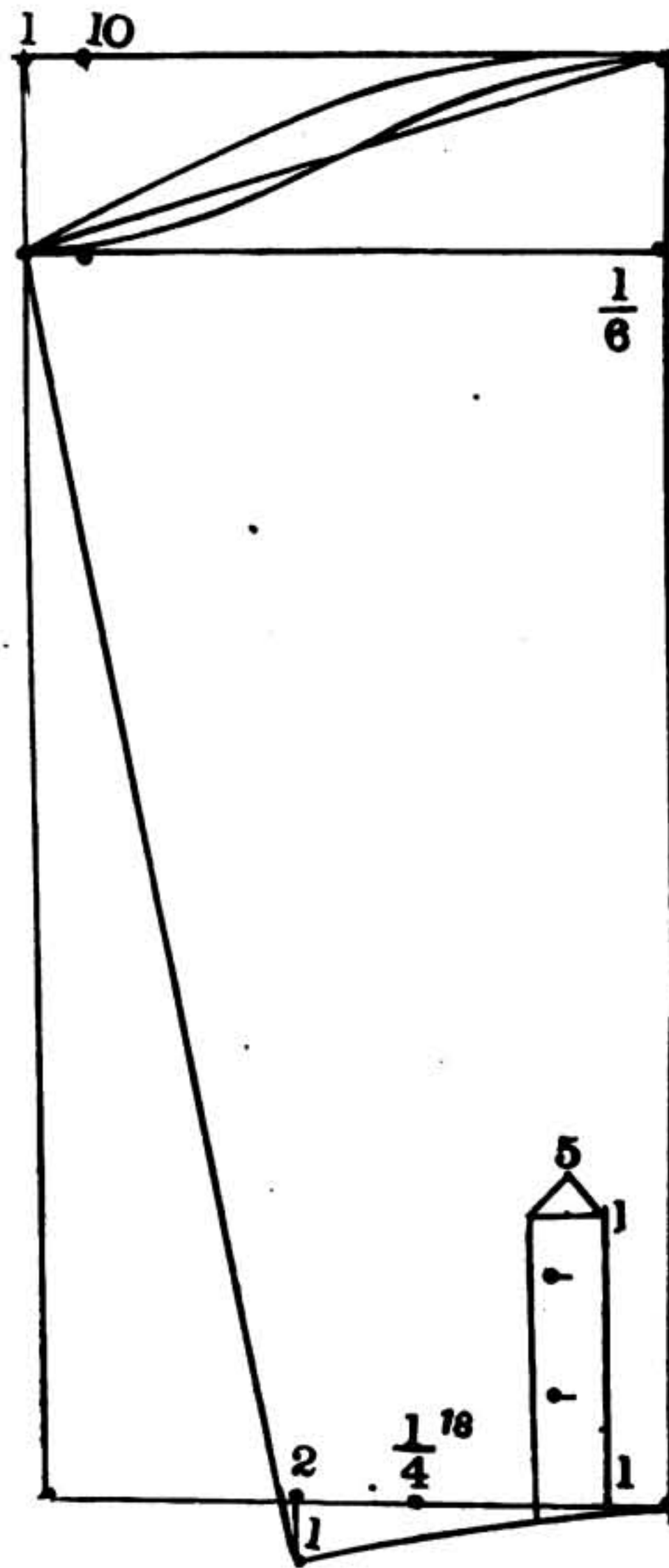


DIAGRAM No. 103.

Sleeve for a Man's Shirt.

Size 36.

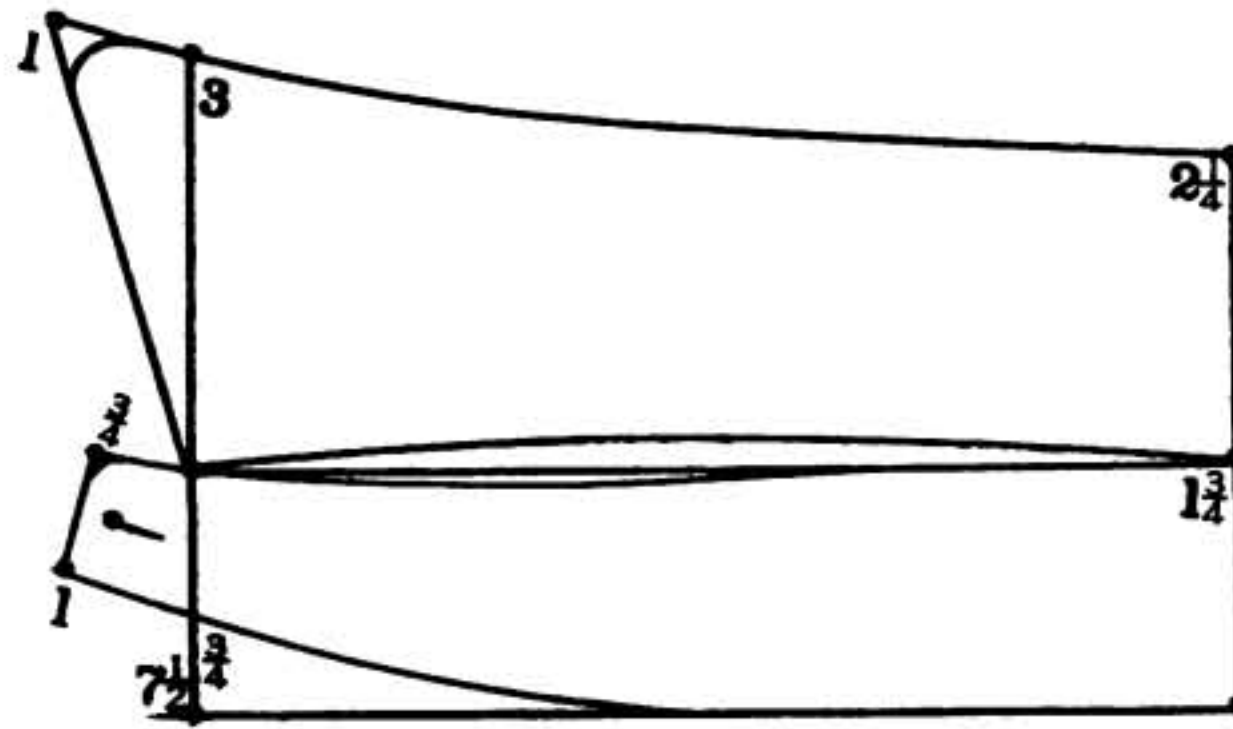



DIAGRAM No. 104.

Collar for a Man's Shirt.

Size 36.



DIAGRAN No. 105.

In this diagram the upper two illustrations and the lower left hand one represent men's shirts.

The lower right hand one represents a children's shirtwaist
pleated in front.



DIAGRAM No. 107.

This diagram represents a Layout for a single breasted suit.



DIAGRAM No. 108.

A Layout for a double breasted suit.

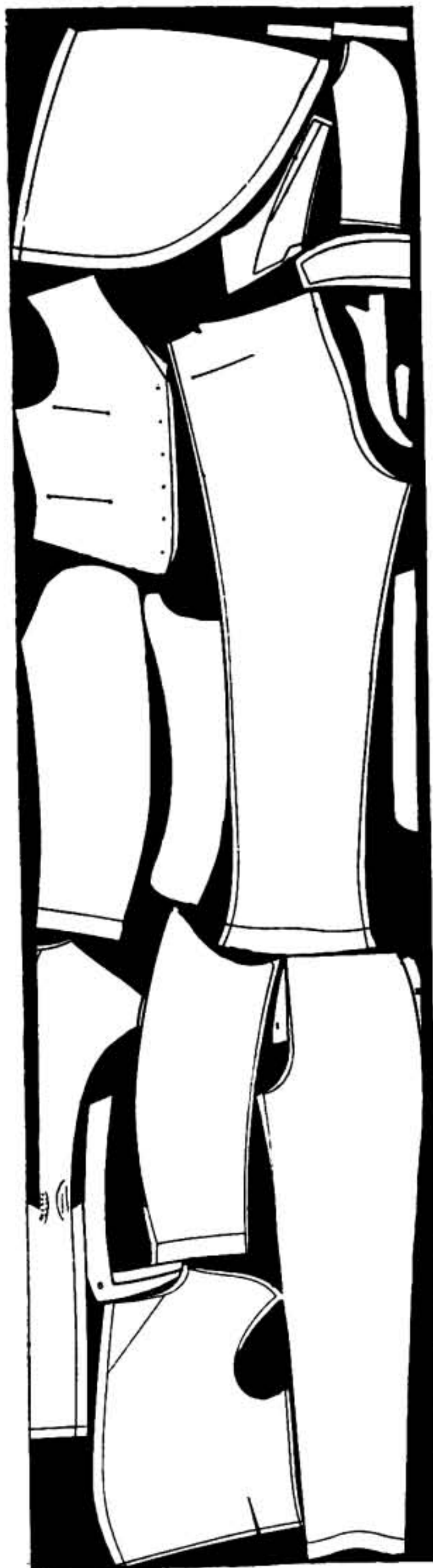
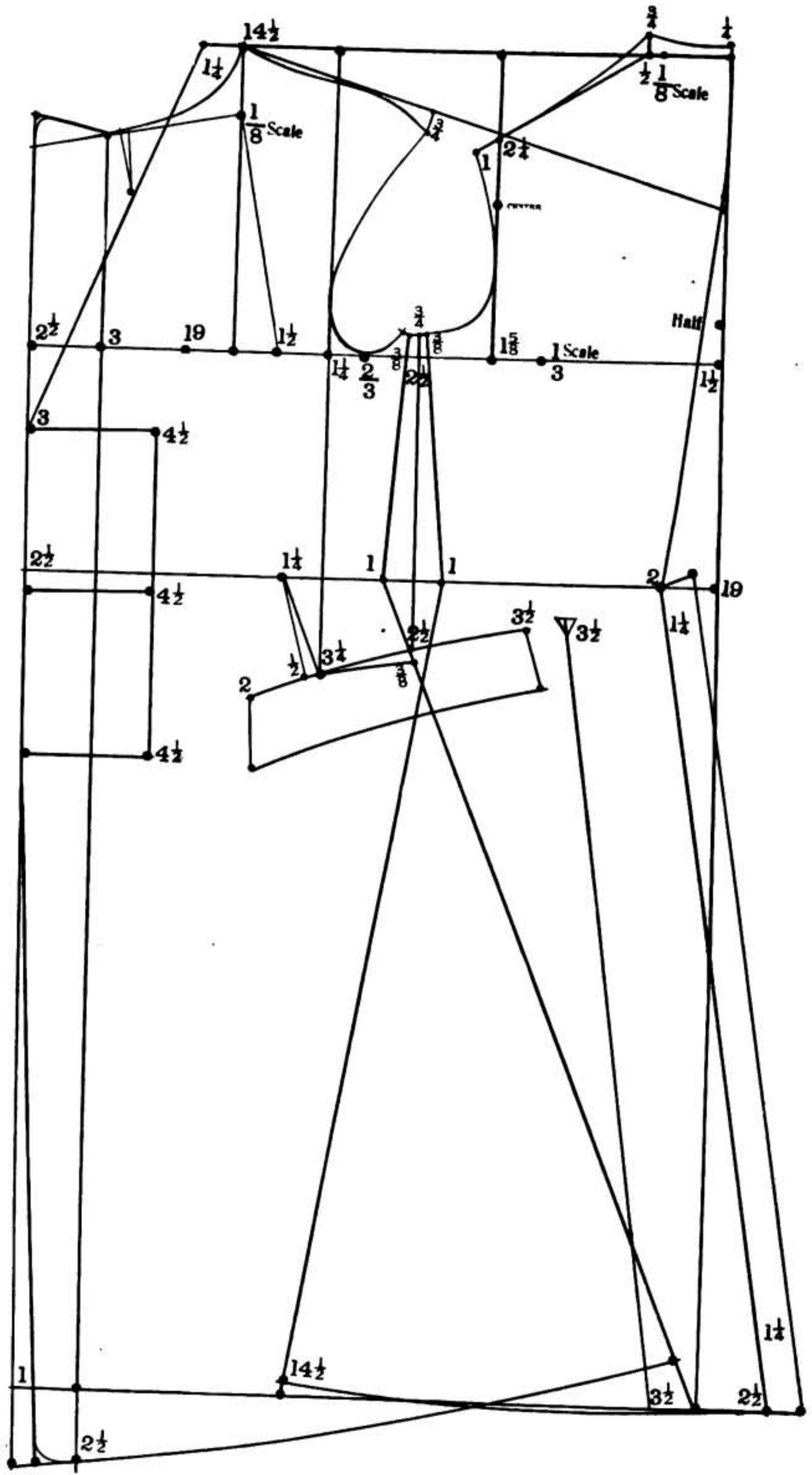


DIAGRAM No. 109.

A Layout for a English Walking Coat

plus vest and pants.



English Paddock.

DIAGRAM No. 9.

Drafted according to 38 breast, scale 19.



DIAGRAM No. 110.

**A Layout for a Prince Albert
plus vest and pants.**

Grades.

Men's Garments.

The grades for sets of patterns are made only from any one of the three following sizes, 36, 37 or 38.

For a 36 size coat, a 36 size vest is used, and trousers having 33 waist.

In making grades for overcoats they must be cut two sizes larger for heavy cloth, and one and a half sizes for light cloth or cravenette. For instance, for a 36 size figure the grade must be either a 38 size or 37½.

STOUTS.

For grades for stout patterns the size must be 40, also the vest of the same size, and the trousers must have 40 waist.

The grades for overcoats are increased two sizes or one and a half sizes depending upon the cloth.

YOUTHS.

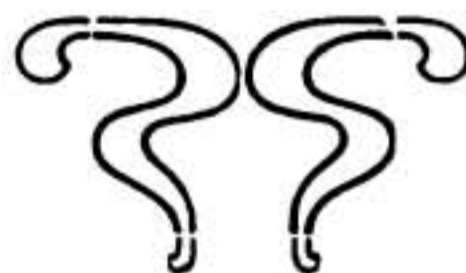
Grades for youths patterns must be of size 17 including coat, vest and trousers.

The grades for overcoats are increased either two sizes or one and a half sizes, depending upon the cloth.

CHILDREN'S

For a grade for a children's garment the size must be 12.

For grades for novelties the size must be 6.



Men's Proportional Measurements FOR CUSTOM WORK.

Breast	Waist		Depth of Back	Blade	First Shoulder	Second Shoulder	Length Waist
32	28	5	$8\frac{1}{4}$	10	11	13	16
33	29	5	$8\frac{3}{8}$	$10\frac{1}{4}$	$11\frac{1}{4}$	$13\frac{1}{4}$	$16\frac{1}{4}$
34	30	5	$8\frac{5}{8}$	$10\frac{1}{2}$	$11\frac{1}{2}$	$13\frac{1}{2}$	$16\frac{1}{2}$
35	31	5	$8\frac{3}{4}$	$10\frac{3}{4}$	$11\frac{3}{4}$	$13\frac{3}{4}$	$16\frac{3}{4}$
36	32	5	9	11	12	14	17
37	33	5	$9\frac{1}{8}$	$11\frac{1}{4}$	$12\frac{1}{4}$	$14\frac{1}{4}$	$17\frac{1}{4}$
38	34	5	$9\frac{3}{8}$	$11\frac{1}{2}$	$12\frac{1}{2}$	$14\frac{1}{2}$	$17\frac{1}{2}$
39	35	5	$9\frac{1}{2}$	$11\frac{3}{4}$	$12\frac{3}{4}$	$14\frac{3}{4}$	$17\frac{3}{4}$
40	36	5	$9\frac{3}{4}$	12	13	15	18
41	37	5	$9\frac{7}{8}$	$12\frac{1}{4}$	$13\frac{1}{4}$	$15\frac{1}{4}$	$18\frac{1}{4}$
42	38	5	$10\frac{1}{8}$	$12\frac{1}{2}$	$13\frac{1}{2}$	$15\frac{1}{2}$	$18\frac{1}{2}$
43	43	5	$10\frac{1}{4}$	$12\frac{3}{4}$	$13\frac{3}{4}$	$15\frac{3}{4}$	18
44	44	5	$10\frac{3}{8}$	13	14	16	18
45	45	5	$10\frac{1}{2}$	$13\frac{1}{4}$	$14\frac{1}{4}$	$16\frac{1}{4}$	18
46	46	5	$10\frac{5}{8}$	$13\frac{1}{2}$	$14\frac{1}{2}$	$16\frac{1}{2}$	18
47	47	5	$10\frac{3}{4}$	$13\frac{3}{4}$	$14\frac{3}{4}$	$16\frac{3}{4}$	18
48	48	5	$10\frac{7}{8}$	14	15	17	18

Knee Pants for Grading.

Size 3.	Size 8.	Size 14.
Waist 22	Waist 24½	Waist 28
Seat 26	Seat 29	Seat 32½
Knee 11¼	Knee 12½	Knee 14
Inside 6	Inside 8¾	Inside 14¾
Outside 7¾	Outside 9½	Outside 10¼

Men's Bicycle Trousers with Straps FOR GRADING.

Size 30.	Size 36.	Size 40.
Waist 30	Waist 36	Waist 40
Seat 36	Seat 42	Seat 45
Outside 31	Outside 34	Outside 35
Inside 20½	Inside 22	Inside 22½
Knee 16½	Knee 18	Knee 18
Strap 15½	Strap 17	Strap 17

Men's Bicycle Trousers with Cuffs FOR GRADING.

Size 30.	Size 36.	Size 40.
Waist 30	Waist 36	Waist 40
Seat 36	Seat 42	Seat 44
Outside 27½	Outside 30½	Outside 31½
Inside 16	Inside 19	Inside 20
Knee 16½	Knee 18	Knee 18½
Cuff 15½	Cuff 17	Cuff 17

Regular Proportionate Measurements of Children's Knee Pants.

Age	Waist	Seat	Knee	Inside	Outside
3	22	26	11	5 $\frac{3}{4}$	13
4	22 $\frac{1}{2}$	27	11 $\frac{1}{4}$	6 $\frac{1}{4}$	14
5	23	28	11 $\frac{1}{2}$	7	15
6	23 $\frac{1}{2}$	29	11 $\frac{3}{4}$	8	16
7	24	30	12	8 $\frac{1}{2}$	17
8	24 $\frac{1}{2}$	31	12 $\frac{1}{4}$	9	18
9	25	32	12 $\frac{1}{2}$	9 $\frac{1}{2}$	19
10	25 $\frac{1}{2}$	33	12 $\frac{3}{4}$	10	20
11	26	33 $\frac{1}{2}$	13	11	21
12	27 $\frac{1}{2}$	34	13 $\frac{1}{4}$	12	22
13	28	34 $\frac{1}{2}$	13 $\frac{1}{2}$	13	23
14	29	35	14	14	24
15	30	35 $\frac{1}{2}$	14 $\frac{1}{2}$	15	25
16	31	36	15	16	26
17	32	36 $\frac{1}{2}$	15 $\frac{1}{2}$	17	27
18	33	38	16	18	28

Regular Proportionate Measurements for Men's Single Breasted Frocks and Prince Alberts.

Breast	Waist	Length Waist	Fashionable Waist	Length	Sleeve Length	Cuff
33	30	15 $\frac{1}{4}$	17 $\frac{3}{4}$	35 $\frac{1}{2}$	17	11 $\frac{3}{4}$
34	31	16	18	36	17 $\frac{1}{2}$	12
35	32	16 $\frac{1}{4}$	18 $\frac{1}{4}$	37 $\frac{1}{2}$	18	12 $\frac{1}{4}$
36	33	16 $\frac{1}{2}$	18 $\frac{1}{2}$	38	18 $\frac{1}{2}$	12 $\frac{1}{2}$
37	34	16 $\frac{3}{4}$	18 $\frac{3}{4}$	38 $\frac{1}{2}$	18 $\frac{3}{4}$	12 $\frac{3}{4}$
38	35	17	19	39	19	13
39	36	17 $\frac{1}{4}$	19 $\frac{1}{4}$	39 $\frac{1}{2}$	19 $\frac{1}{4}$	13 $\frac{1}{4}$
40	37	17 $\frac{1}{2}$	19 $\frac{1}{2}$	40	19 $\frac{1}{2}$	13 $\frac{1}{2}$
41	38	17 $\frac{3}{4}$	19 $\frac{3}{4}$	40 $\frac{1}{2}$	19 $\frac{3}{4}$	13 $\frac{3}{4}$
42	39	18	20	41	20	14
44	40	18	20	41 $\frac{1}{2}$	20	14 $\frac{1}{4}$

Regular Proportionate Measurements FOR MEN'S OVERCOATS.

Size	Breast	Waist	Length	Sleeve Length	Cuff
33	35	33	42 $\frac{1}{2}$	17 $\frac{1}{2}$	12
34	36	34	43	17 $\frac{3}{4}$	12 $\frac{1}{4}$
35	37	35	43 $\frac{1}{2}$	18	12 $\frac{1}{2}$
36	38	36	44	18 $\frac{1}{4}$	12 $\frac{3}{4}$
37	39	37	44 $\frac{1}{2}$	18 $\frac{1}{2}$	13
38	40	38	46	18 $\frac{3}{4}$	13 $\frac{1}{4}$
39	41	39	46 $\frac{1}{2}$	19	13 $\frac{1}{2}$
40	42	40	47	19 $\frac{1}{4}$	13 $\frac{3}{4}$
41	43	41	47 $\frac{1}{2}$	19 $\frac{1}{2}$	14
42	44	42	48	19 $\frac{3}{4}$	14 $\frac{1}{4}$
44	46	44	48	20	14 $\frac{1}{2}$

Regular Proportionate Measurements OF YOUTH'S TROUSERS.

Size	Waist	Seat	Knee	Bottom	Inside	Outside
14	28	34	18	15	29	9¼
15	29	35	18¼	15¼	30	9½
16	30	36	18½	15½	31	9¾
17	31	37	18¾	15¾	31	10
18	32	38	20	16	32	10¼
19	33	39	20½	16½	33	10½
20	34	40	21	17	33	10¾

Regular Proportionate Measurements OF BOYS' VESTS.

Size	Breast	Waist	Opening	Length
10	27	24½	10½	21
11	27⅞	25	11	21¼
12	28¾	25½	11½	21½
13	29⅝	26¼	11¾	21¾
14	30½	27	12	22
15	31⅜	27½	12½	22½
16	32¼	28	13	23
17	33⅛	28½	13½	23½
18	34	29	14	24

Regular Proportionate Measurements OF BOYS' SACK COATS.

Size	Breast	Waist	Length	Sleeve Length	Cuff
10	27	24½	24½	14½	10
11	27 7/8	25	25	15	10¼
12	28¾	25½	25½	15½	10½
13	29 5/8	26¼	26	16	10¾
14	30½	27	26½	16½	11
15	31 3/8	27½	27	17	11¼
16	32¼	28	27½	17½	11½
17	33 1/8	28½	28	18	11¾
18	34	29	28½	18½	12

Regular Proportionate Measurements FOR CHILDREN'S JACKETS.

Age	Breast	Waist	Length	Sleeve Length	Cuff
3	20 7/8	21	21	11	8¼
4	21¾	21½	21½	11½	8½
5	22 5/8	22	22	12	8¾
6	23½	22½	22½	12½	9
7	24 3/8	23	23	13	9¼
8	25¼	23½	23½	13½	9½
9	26 1/8	24	24	14	9¾
10	27	24½	24½	14½	10
11	27 7/8	25	25	15	10¼
12	28¾	25½	25½	15½	10½
13	29 5/8	26	26	16	10¾
14	30½	26½	26½	16½	11

Regular Proportionate Measurements OF MEN'S VESTS.

	Breast	Waist	Opening	Length
	33	31	12	24½
	34	32	12¼	25
	35	33	12½	25½
	36	34	12¾	26
	37	35	13	26¼
	38	36	13¼	26½
	39	37	13½	26¾
	40	38	13¾	27
	41	39	14	27¼
	42	40	14½	28
	44	42	15	28½

Regular Proportionate Measurements FOR MEN'S SACK COATS.

	Breast	Waist	Length	Sleeve length	Cuff
	33	31	30½	17	11¾
	34	32	31	17½	12
	35	33	31½	18	12¼
	36	34	32	18½	12½
	37	35	32½	18¾	12¾
	38	36	33	19	13
	39	37	33½	19¼	13¼
	40	38	34	19½	13½
	41	39	34	19¾	13¾
	42	40	34	20	14
	44	42	34	20½	14¼

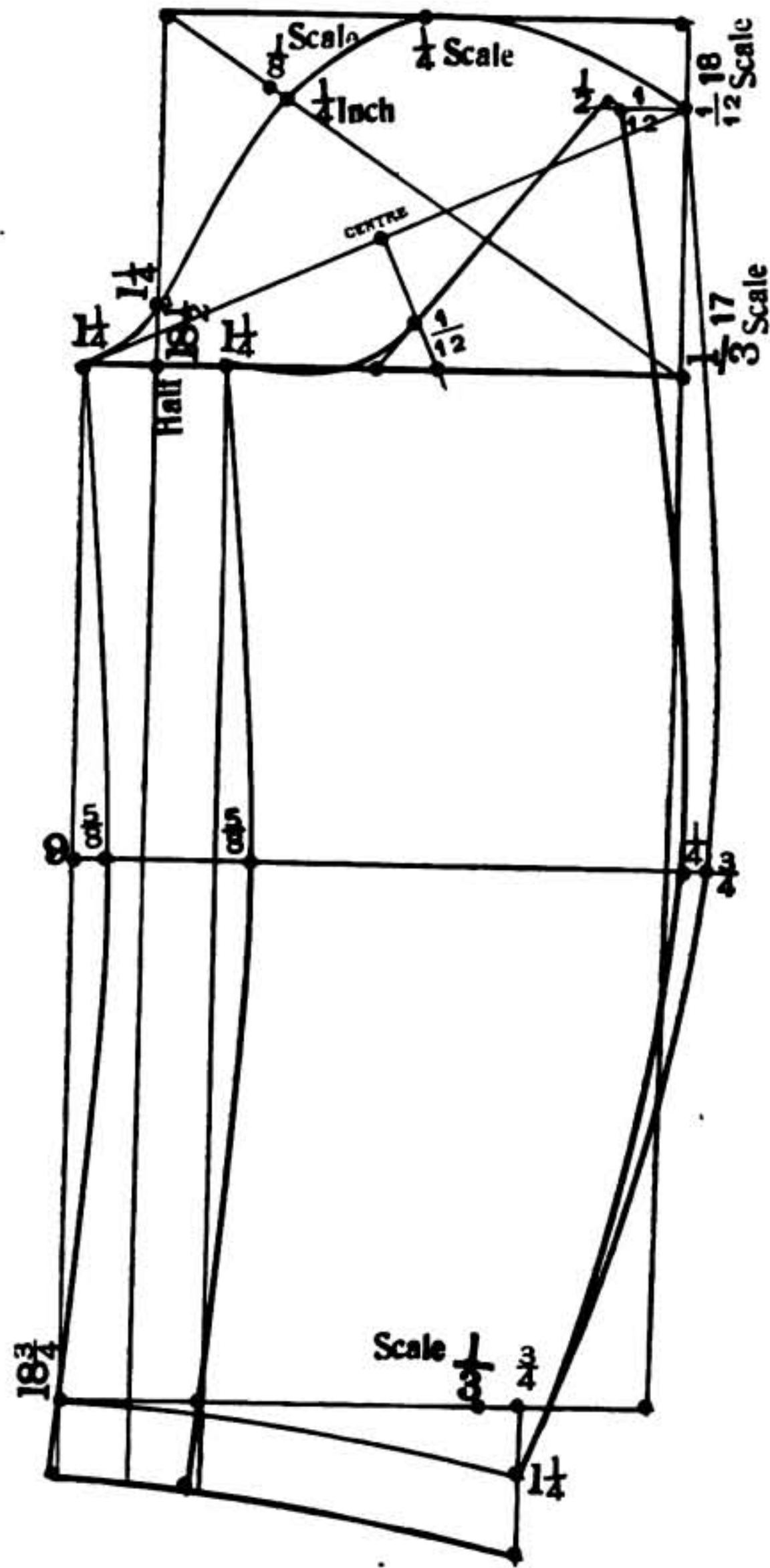


DIAGRAM No. 10.

Sleeve for Plain Overcoat.

Drafted according to scale $18\frac{1}{2}$.

Regular Proportionate Measurements FOR MEN'S ULSTERS.

Size	Breast	Waist	Length	Sleeve length	Cuff
33	36	34	46½	17½	12¼
34	37	35	47	17¾	12½
35	38	36	47½	18	12¾
36	39	37	48	18¼	13
37	40	38	48½	18½	13¼
38	41	39	49	18¾	13½
39	42	40	49½	19	13¾
40	43	41	50	19¼	14
41	44	42	50	19½	14¼
42	45	43	50	19¾	14½
44	47	45	50	20	15

Regular Proportionate Measurements For Boys' and Children's Ulsters.

Age	Breast	Waist	Length	Sleeve Length	Cuff
6	26	24	31	11½	9
7	26½	24½	31½	12	9¼
8	27	25	32	12½	9½
9	27½	25½	32½	13	9¾
10	28	26	33	13½	10
11	28½	26½	33½	14	10¼
12	29	27	34	14½	10½
13	29½	27½	34½	15	10¾
14	30	28	35	15½	11
15	31	29	36	16	11¼
16	32	30	37	16½	11½
17	33	31	38	17	11¾
18	34	32	39	17½	12

Regular Proportionate Measurements For Children's Short Box Overcoats.

Age	Breast	Waist	Length	Sleeve Length	Cuff
4	25	23	23	11	8 $\frac{1}{4}$
5	25 $\frac{1}{2}$	23 $\frac{1}{2}$	23 $\frac{1}{2}$	11 $\frac{1}{2}$	8 $\frac{1}{2}$
6	26	24	24	12	8 $\frac{3}{4}$
7	26 $\frac{1}{2}$	24 $\frac{1}{2}$	24 $\frac{1}{2}$	12 $\frac{1}{2}$	9
8	27	25	25	13	9 $\frac{1}{4}$
9	27 $\frac{1}{2}$	25 $\frac{1}{2}$	25 $\frac{1}{2}$	13 $\frac{1}{2}$	9 $\frac{1}{2}$
10	28	26	26	14	9 $\frac{3}{4}$
11	28 $\frac{1}{2}$	26 $\frac{1}{2}$	26 $\frac{1}{2}$	14 $\frac{1}{2}$	10
12	29	27	27	15	10 $\frac{1}{4}$
13	29 $\frac{1}{2}$	27 $\frac{1}{2}$	27 $\frac{1}{2}$	15 $\frac{1}{2}$	10 $\frac{1}{2}$
14	30	28	28	16	10 $\frac{3}{4}$
15	31	28 $\frac{1}{2}$	28 $\frac{1}{2}$	16 $\frac{1}{2}$	11
16	32	29	29	17	11 $\frac{1}{4}$
17	33	29 $\frac{1}{2}$	29 $\frac{1}{2}$	17 $\frac{1}{2}$	11 $\frac{1}{2}$
18	34	30	30	18	11 $\frac{3}{4}$

Boys' Bicycle Trousers for Grading.

Size 10.		Size 19.	
Waist	28 $\frac{1}{2}$	Waist	34
Seat	32	Seat	39
Outside	25	Outside	30 $\frac{1}{2}$
Inside	15	Inside	18 $\frac{3}{4}$
Knee	15 $\frac{1}{2}$	Knee	17 $\frac{3}{4}$
Cuff	15 $\frac{1}{4}$	Cuff	17

Regular Proportionate Measurements FOR PANTS FOR STOUT.

Waist	Seat	Inside	Outside	Knee	Bottom
36	40	30	12	19	17
38	42	30	12½	19½	17½
40	44	30	13½	20	18
42	46	31	14	20½	18½
44	48	31	14½	21	19
46	50	31	15	21½	19½
48	52	31	15	22	20
50	54	31	15	22½	20
52	56	31	15	23	20
54	58	31	15	23	20
56	60	31	15	23	20
58	62	31	15	23	20
60	64	31	15	23	20

Regular Proportionate Measurements For Children's Russian Blouses.

	Size	Breast	Length	Sleeve Length
	3	20⅞	20½	10
	4	21¾	21	10½
	5	22⅝	21½	11
	6	23½	22	11½
	7	24⅜	22½	12
	8	25¼	23	12½
	9	26⅞	23½	13
	10	27	24	13½

Regular Proportionate Measurements

For Men's Bicycle Trousers with Straps.

Waist	Seat	Outside	Inside	Knee	Strap
30	36	31	20½	16½	15½
31	37	31½	20¾	16¾	15¾
32	38	32	21	17	16
33	39	32½	21¼	17¼	16¼
34	40	33	21½	17½	16½
35	41	33½	21¾	17¾	16¾
36	42	34	22	18	17
37	43	34½	22¼	18¼	17¼
38	44	35	22½	18½	17½
39	45	35½	22¾	18¾	17¾
40	46	36	23	19	18
41	47	36½	23¼	19¼	18¼
42	48	37	23½	19½	18½

Regular Proportionate Measurements

For Children's Russian Overcoats.

Age	Breast	Waist	Length	Sleeve Length	Cuff
3	24½	22½	26½	10½	8½
4	25	23	27	11	8¾
5	25½	23½	27½	11½	9
6	26	24	28	12	9¼
7	26½	24½	28½	12½	9½
8	27	26	29	13	9¾
9	27½	26½	29½	13½	10
10	28	27	30	14	10¼

Regular Proportionate Measurements

For Men's Bicycle Trousers with Straps.

Waist	Seat	Outside	Inside	Knee	Strap
30	36	31	20½	16½	15½
31	37	31½	20¾	16¾	15¾
32	38	32	21	17	16
33	39	32½	21¼	17¼	16¼
34	40	33	21½	17½	16½
35	41	33½	21¾	17¾	16¾
36	42	34	22	18	17
37	43	34½	22¼	18¼	17¼
38	44	35	22½	18½	17½
39	45	35½	22¾	18¾	17¾
40	46	36	23	19	18
41	47	36½	23¼	19¼	18¼
42	48	37	23½	19½	18½

Regular Proportionate Measurements

For Children's Russian Overcoats.

Age	Breast	Waist	Length	Sleeve Length	Cuff
3	24½	22½	26½	10½	8½
4	25	23	27	11	8¾
5	25½	23½	27½	11½	9
6	26	24	28	12	9¼
7	26½	24½	28½	12½	9½
8	27	26	29	13	9¾
9	27½	26½	29½	13½	10
10	28	27	30	14	10¼

Regular Proportionate Measurements For Men's Bicycle Trousers with Cuffs.

Waist	Seat	Outside	Inside	Knee	Cuffs
30	36	27½	16	16½	15½
31	37	28	16½	16¾	15¾
32	38	28½	17	17	16
33	39	29	17½	17¼	16¼
34	40	29½	18	17½	16½
35	41	30	18½	17¾	16¾
36	42	30½	19	18	17
37	43	31	19½	18¼	17¼
38	44	31½	20	18½	17½
39	45	32	20½	18¾	17¾
40	46	32½	21	19	18
41	47	33	21½	19¼	18¼
42	48	33½	22	19½	18½

Regular Proportionate Measurements FOR CHILDREN'S SAILOR PANTS.

Size	Waist	Seat	Outside	Inside	Knee	Bottom
4	22	25	7	16½	14½	15½
5	22½	25½	7¼	17½	15	15¾
6	23	26	7½	18½	15½	16
7	23½	26½	7¾	19½	16	16¼
8	24	27	8	20½	16½	16½
9	24½	27½	8¼	21½	16¾	16¾
10	25	28	8½	22½	17	17
11	25½	28½	8¾	23½	17¼	17¼
12	26	29	9	24½	17½	17½

Regular Proportionate Measurements FOR BOYS' BICYCLE TROUSERS.

Size	Waist	Seat	Outside	Inside	Knee	Cuff
10	24	29	25	15	15½	15¼
11	25	30	25½	15¼	15¾	15½
12	26	31	26	15½	16	15¾
13	27	32	26½	15¾	16¼	16
14	28	33	28	16	16½	16¼
15	29	34	28½	16¼	16¾	16½
16	30	35	29	16½	17	16¾
17	31	36	29½	16¾	17¼	17
18	32	37	30	17	17½	17¼

Regular Proportionate Measurements For Single Breasted Coats for Stout.

Breast	Waist	Length of Waist	Length	Sleeve Length	Cuff
36	37	16½	30	16	12½
38	39	17	30½	16¼	13
40	41	17½	31	16½	13½
42	43	18	31½	16¾	14
44	45	18½	32	17	14½
46	47	19	32½	17¼	15
48	49	19	33	17½	15
50	51	19	33½	17¾	15
52	53	19	34	18	15
54	55	19	34	18	15
56	57	19	34	18	15
58	59	19	34	18	15
60	61	19	34	18	15

REGULAR
Proportionate Measurements
 for Necks of Eator. Collar, Russian
 Blouses and Sailors

Age	Neck
2 1/2	10 3/4
3	11
4	11 1/4
5	11 1/2
6	11 3/4
7	12
8	12 1/4
9	12 1/2
10	12 3/4
11	13
12	13 1/4

REGULAR
Proportionate Measurements
 for 1/2 Belt for Eaton Norfolk of same
 goods with Buckle

Age	Belt Measure
2 1/2	14
3	14 1/4
4	14 1/2
5	14 3/4
6	15
7	15 1/4
8	15 1/2
9	15 3/4
10	16
11	16 1/4
12	16 1/2
13	16 3/4

Regular Proportionate Measurements
FOR VESTS FOR STOUT.

Breast	Waist	Opening	Length
36	37	13	26
38	39	13 1/2	26 1/2
40	41	14	27
42	43	14 1/2	27 1/2
44	45	15	28
46	47	15 1/2	28 1/2
48	49	16	29
50	51	16 1/2	29 1/2
52	53	17	30
54	55	17	30 1/2
56	57	17	31
58	59	17	31 1/2
60	62	17	32

Regular Proportionate Measurements FOR PRINCE ALBERTS FOR STOUT.

Breast	Waist	Length of Waist	Fashionable Waist	Length	Sleeve Length	Cuff
36	37	16	18	38	16	12 $\frac{3}{4}$
38	39	16 $\frac{1}{4}$	18 $\frac{1}{4}$	38 $\frac{1}{2}$	16 $\frac{1}{4}$	13 $\frac{1}{4}$
40	41	16 $\frac{1}{2}$	18 $\frac{1}{2}$	39	16 $\frac{1}{2}$	14 $\frac{1}{4}$
42	43	16 $\frac{3}{4}$	18 $\frac{3}{4}$	39 $\frac{1}{2}$	16 $\frac{3}{4}$	14 $\frac{3}{4}$
44	45	17	19	40	17	15
46	47	17 $\frac{1}{4}$	19 $\frac{1}{4}$	40 $\frac{1}{2}$	17 $\frac{1}{4}$	15
48	49	17 $\frac{1}{2}$	19 $\frac{1}{2}$	41	17 $\frac{1}{2}$	15
50	51	17 $\frac{3}{4}$	19 $\frac{3}{4}$	41 $\frac{1}{2}$	17 $\frac{3}{4}$	15
52	53	18	20	42	18	15
54	55	18 $\frac{1}{4}$	20 $\frac{1}{4}$	42 $\frac{1}{2}$	18 $\frac{1}{4}$	15
56	57	18 $\frac{1}{2}$	20 $\frac{1}{2}$	43	18 $\frac{1}{2}$	15
58	59	18 $\frac{3}{4}$	20 $\frac{3}{4}$	43 $\frac{1}{2}$	18 $\frac{3}{4}$	15
60	61	19	21	44	19	15

Regular Proportionate Measurements For Children's Bloomers.

Age	Outside	Inside	Waist	Seat	Knee
3	16 $\frac{1}{2}$	9 $\frac{1}{2}$	22	26	12 $\frac{5}{8}$
4	17 $\frac{1}{2}$	10 $\frac{1}{2}$	22 $\frac{1}{2}$	26 $\frac{1}{2}$	13
5	18 $\frac{1}{2}$	11 $\frac{1}{2}$	23	27	13 $\frac{3}{8}$
6	19 $\frac{1}{2}$	12 $\frac{1}{2}$	23 $\frac{1}{2}$	27 $\frac{1}{2}$	13 $\frac{3}{4}$
7	20 $\frac{1}{2}$	13 $\frac{1}{2}$	24	28	14 $\frac{1}{8}$
8	21 $\frac{1}{2}$	14 $\frac{1}{2}$	24 $\frac{1}{2}$	28 $\frac{1}{2}$	14 $\frac{1}{2}$
9	22 $\frac{1}{2}$	15 $\frac{1}{2}$	26	29	14 $\frac{7}{8}$
10	23 $\frac{1}{2}$	16 $\frac{1}{2}$	26 $\frac{1}{2}$	29 $\frac{1}{2}$	15 $\frac{1}{4}$

Regular Proportionate Measurements FOR OVERCOATS FOR STOUT.

Size	Breast	Waist	Length of Waist	Length	Sleeve Length	Cuff
36	38	39	17	41	16½	12¾
38	40	41	17½	41½	17	13¼
40	42	43	18	42	17¼	14¼
42	44	45	18¼	42½	17½	14¾
44	46	47	18½	43	17¾	15¼
46	48	49	18¾	43½	18	15¾
48	50	51	19	44	18¼	16
50	52	53	19	44½	18½	16
52	54	55	19	45	18¾	16
54	56	57	19	45½	19	16
56	58	59	19	46	19	16
58	60	61	19	46½	19	16
60	62	63	19	47	19	16

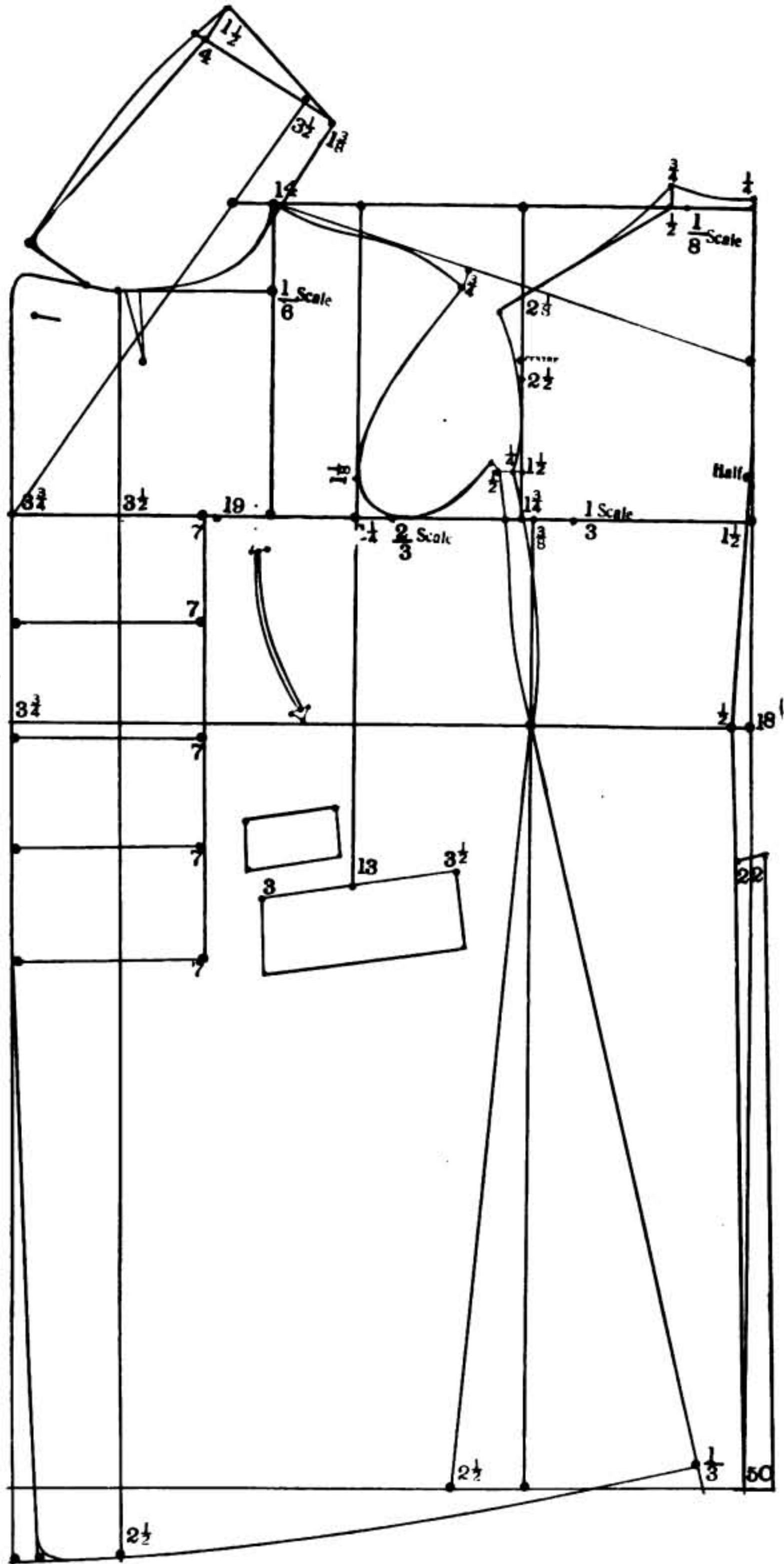
Regular Proportionate Measurements For Children's Knickerbockers.

Age	Outside	Inside	Waist	Seat	Knee
9	21½	12¼	26	31	13⅞
10	22½	13	26½	32	14¼
11	23½	13¾	27	33	14⅝
12	24½	14½	28	34	15
13	25½	15¼	29	35	15⅜
14	26½	16	30	36	16⅛
15	27½	16¾	31	37	16½
16	28½	17½	32	38	16⅞
17	29½	18¼	33	39	18½
18	30½	19	34	40	18¾

Uster.

DIAGRAM NO. 11.

Drafted according to 38 breast, scale 19.



Regular Proportionate Measurements For Men's, Boys' and Children's Shirts.

Breast	Waist	Necks	Breast Width	Back Width	Length of Bosom	Size of Wrist Band	Sleeve Length	Length of Shirt in Front
24	24	11½	5¾	5¾	11	6¾	11	28
26	25	12	6	6	11½	7	12	29
28	26	12½	6¼	6¼	12	7¼	14	31
30	27	13	6¾	6¾	12½	7½	15	32
32	28½	13¼	7¼	7¼	13	7¾	16	32½
34	30	14	7½	7½	13½	8	16½	33
36	32	14½	8	8¼	14	8¼	17	33½
38	34	15	8¼	8⅜	14½	8¾	17½	34
40	36	15½	8½	8⅝	15	9	18	34½
42	39	16	8¾	9	15½	9¼	18½	35
44	41	16½	9½	9½	16	9½	19	35
46	44	17	9½	9¾	16½	10	19	35
48	46	17½	9¾	10	17	10¼	19½	35
50	48	18	10	10½	17	10½	20	35

The above scale of sizes is regular. The neck is the full size when made up. The breast and back widths are one half. That of the length of bosom is only approximate, because for short persons a certain amount of reduction may be required, and an increased length for tall forms. The sizes for wrists mean the amount when finished, therefore allowances for seams must be added, besides ½ inch for overlap for button.

The length from the neck in front to bottom is 33 for a breast of 36, and may reach 36 for a 40 size.

REGULAR MEN'S SUITS.

Size of Coat	33	34	35	36	37	38	39	41	42	44	
Waist of Trousers	30	31	32	33	35	36	37	37	39	40	42
Length of Trousers	30	31	32	33	34	34	34	33	33	33	33

REGULAR YOUTHS' SUITS.

Size of Coat	14	15	16	17	18	19	20
Waist of Trousers	28	29	30	31	32	33	34
Length of Trousers	29	30	31	31	32	33	33

STOUT SUITS.

Size of Coat	35	36	37	38	39	40	41	42	43	44	45	46	47	48	50	52
Waist of Trousers	35	36	37	38	39	40	42	43	44	45	46	47	48	50	52	54
Length of Trousers	31	31	31	31	31	31	32	32	32	32	32	33	33	33	33	33

INDEX.

	PAGE
Blouse, Children's Sailor (S. B.).....	80b
Blouse, Children's Sailor (D.B.).....	80c
Blouse, Russian	84
Blouse, Sailor.....	91
Bloomers	88
Coachman's Coat	50
Clergyman's Soutane.....	56
Cape without a dot	58
Cape with a dot in the shoulders	59
Cape in three parts.....	60
Coachman's Livery Breeches.....	61
Coachman's Livery Breeches (Front and Back)	62
Collar, Sailor	82
Collar, Ulster.....	91b
Collar, Shawl	91b
Collar, Automobile	92
Coat and Sleeve together	102
Collar and Stand (Children's Shirtwaist).....	105b
Collar for a man's shirt.....	112b
Coat (according to 36 breast).....	96
Fur Coat	19
Full Dress with Rever.....	25
Full Dress without revers	26
Full Dress with shawl collar.....	27
Full Dress House Coat.....	52
Grades	119 and 120
Inverness.....	22
Knickerbocker's, Children's.	80
Layout for a S. B. Suit	115
Layout for a D. B. Suit.....	116
Layout for an English Walking Coat.....	117
Layout for a Prince Albert	118
Measurements	121 to 139

	PAGE
Overcoat, Box.....	13
Overcoat, Short Box.....	14
Overcoat, Tight Fitting	15
Overcoat, Stout Box	42
Overcoat, Stout Tight Fitting	43
Overcoat, Youth's Box	71
Overcoat, Boy's Short Box.....	77
Overcoat, Boy's Long Box.....	78
Overcoat, Russian	87
Paddock, English	16
Prince Albert	24
Paddock, S. B.	28
Paddock, D. B.	29
Prince Albert, Stout.....	46
Pages' Jacket	54
Reefers, Children's	86
Raglan	20
Sack Coat, S. B.	8
Sack Coat, D. B.	9
Sleeve for a sack coat	12
Sleeve for an Overcoat	17
Sleeve, Raglan	21
Sack Coat, stout	40
Sleeve for a stout sack coat.....	41
Sleeve for a stout overcoat	44
Sack Coat, Youth's S. B.	66
Sack Coat, Youth's D. B.	67
Sleeve for Youth's sack coat	70
Sleeve for Youth's overcoat	72
Sack Coat, Boys' S. B.	74
Sack Coat, Boys' D. B.	75
Sleeve for Boys' Coat	76b
Shield and standing collar	83
Sleeve for a Boys' Overcoat.. ..	79

	PAGE
Sleeve for a Blouse (two pieces)	85
Sleeve for a Blouse (one piece)	90
Sleeve, Sailor	91
Sack Coat (Short Measurement)	94
Sleeve (Short Measurement).....	101
Sleeve, Shirt (Size 6)	104
Sleeve, Shirt	105a
Shirt Blouse (Size 6)....	106
Shirt Blouse with Yoke	108
Shirtwaist, Children's (Size 6)	109
Shirt System, Men's (Front).....	110
Shirt System, Men's (Back)	111
Sleeve for a Man's Shirt)	112a
Tuxedo with shawl collar	10
Tuxedo with peaked lapels	11
Trousers (Front Part)	30
Trousers (Front and Back combined).....	31
Trousers, Peck Top	32
Trousers, Stout	48
Trousers, Bicycle (with Cuffs)	63
Trousers, Bicycle (with straps)	64
Trousers, Youths	69
Trousers, Children's Knee	80a
Trousers, Children's Long Sailor	89
Trousers, Extra Stout	100
Ulster ..	18
Vest, S. B. (Notch Collar)	33
Vest, S. B. (Neck Piece)	34
Vest, Dress.....	35
Vest, D. B.	36
Vest, D. B. (with Revers)	37
Vest (Buttoned to Neck)	38
Vest, Stout	47
Vest, Youth's.....	68
Vest, Boy's.....	76a
Vest (Short Measurement)	95
Vest (according to Breast Measurement)	97
Vest, Extra Stout (Short Measurement)	99
Walking Coat, English	23
Walking Coat, Stout English ...	45
Walking Coat, Stout English (Short Measurement)	98

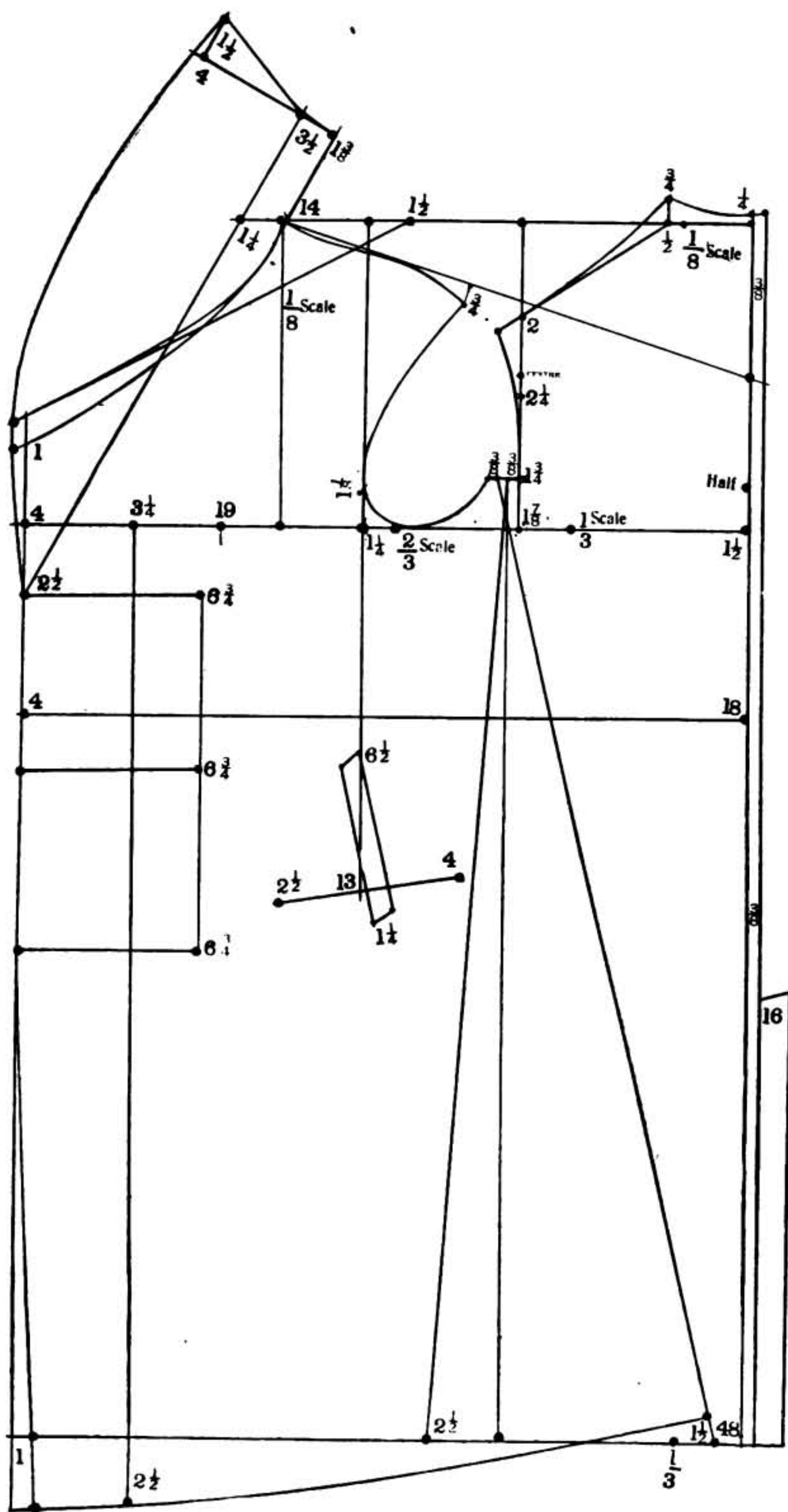


DIAGRAM No. 12.

Fur Coat with shawl collar. Drafted according to 38 breast, scale 19.

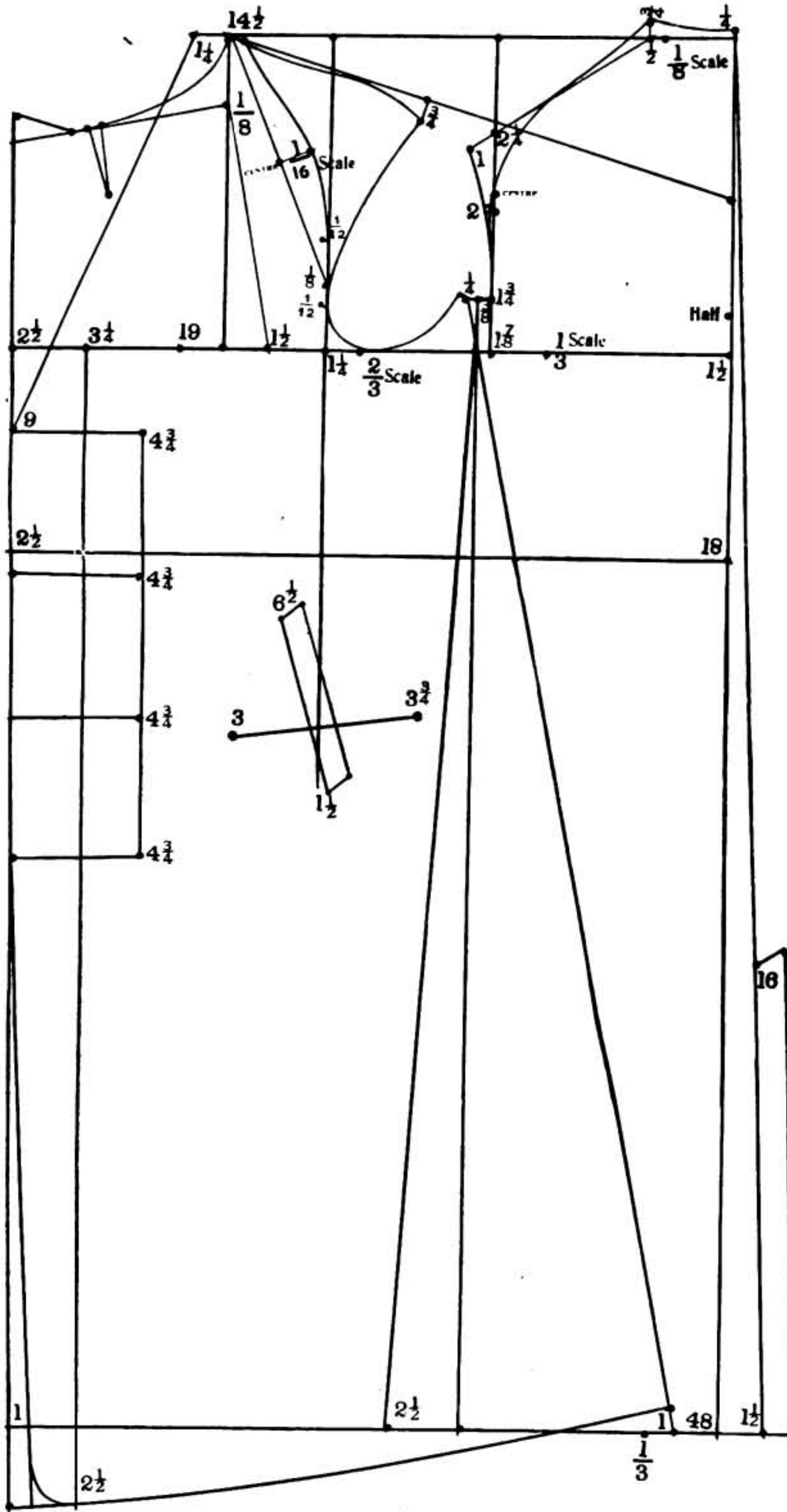


DIAGRAM NO. 13.

Ragalan. Drafted according to 38 breast, scale 19.

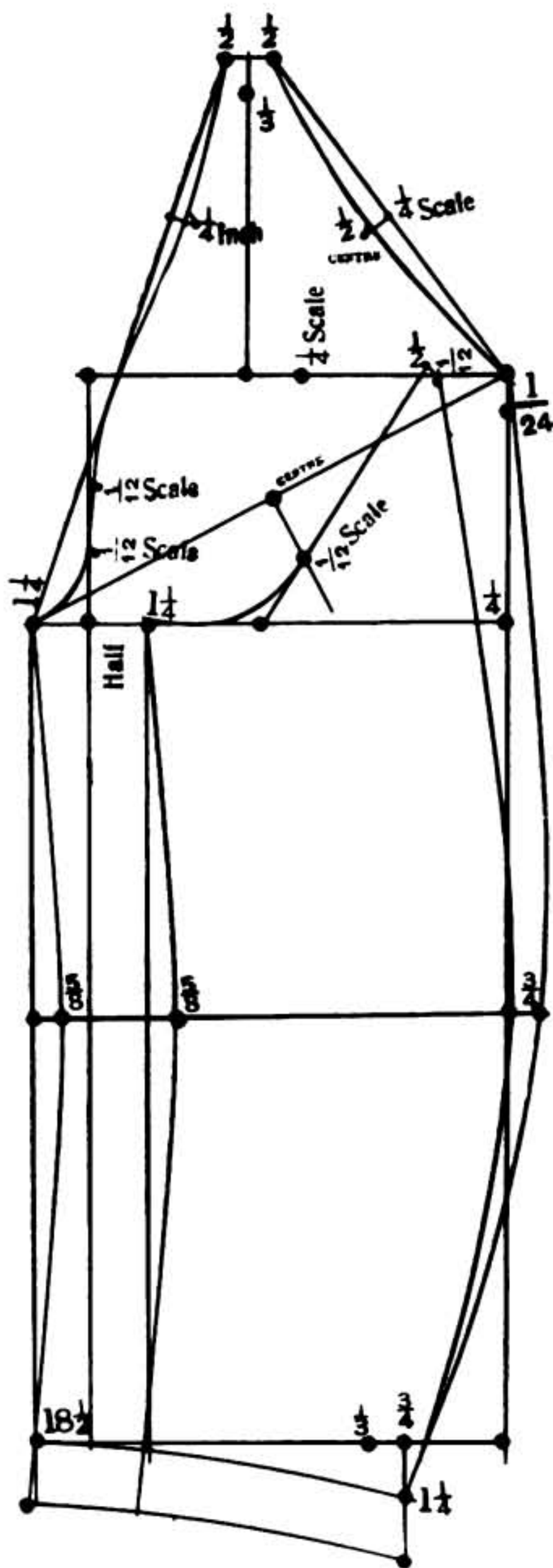


DIAGRAM No. 14.

Raglan Sleeve.

Drafted according to 38 breast, scale 19.

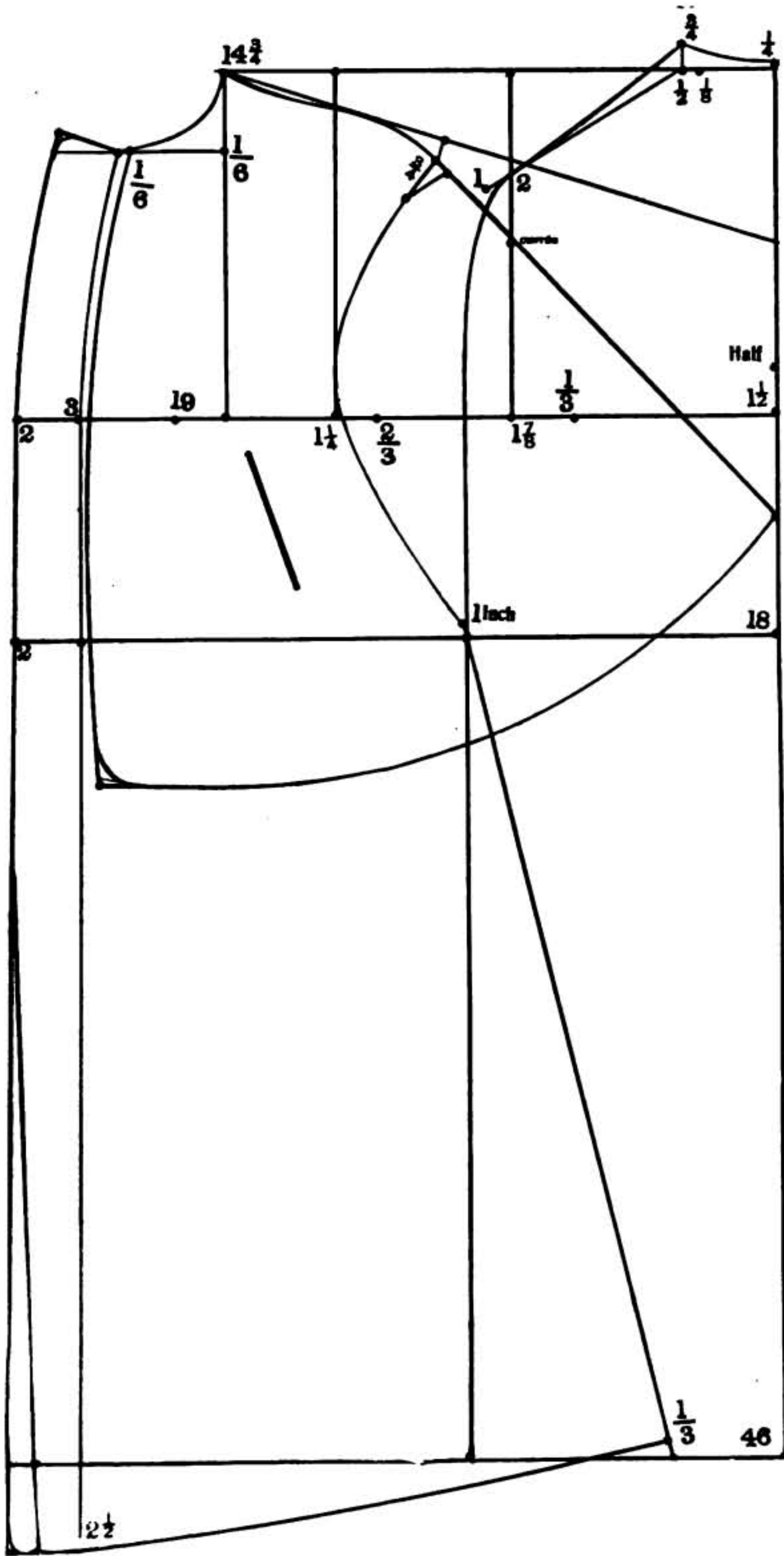
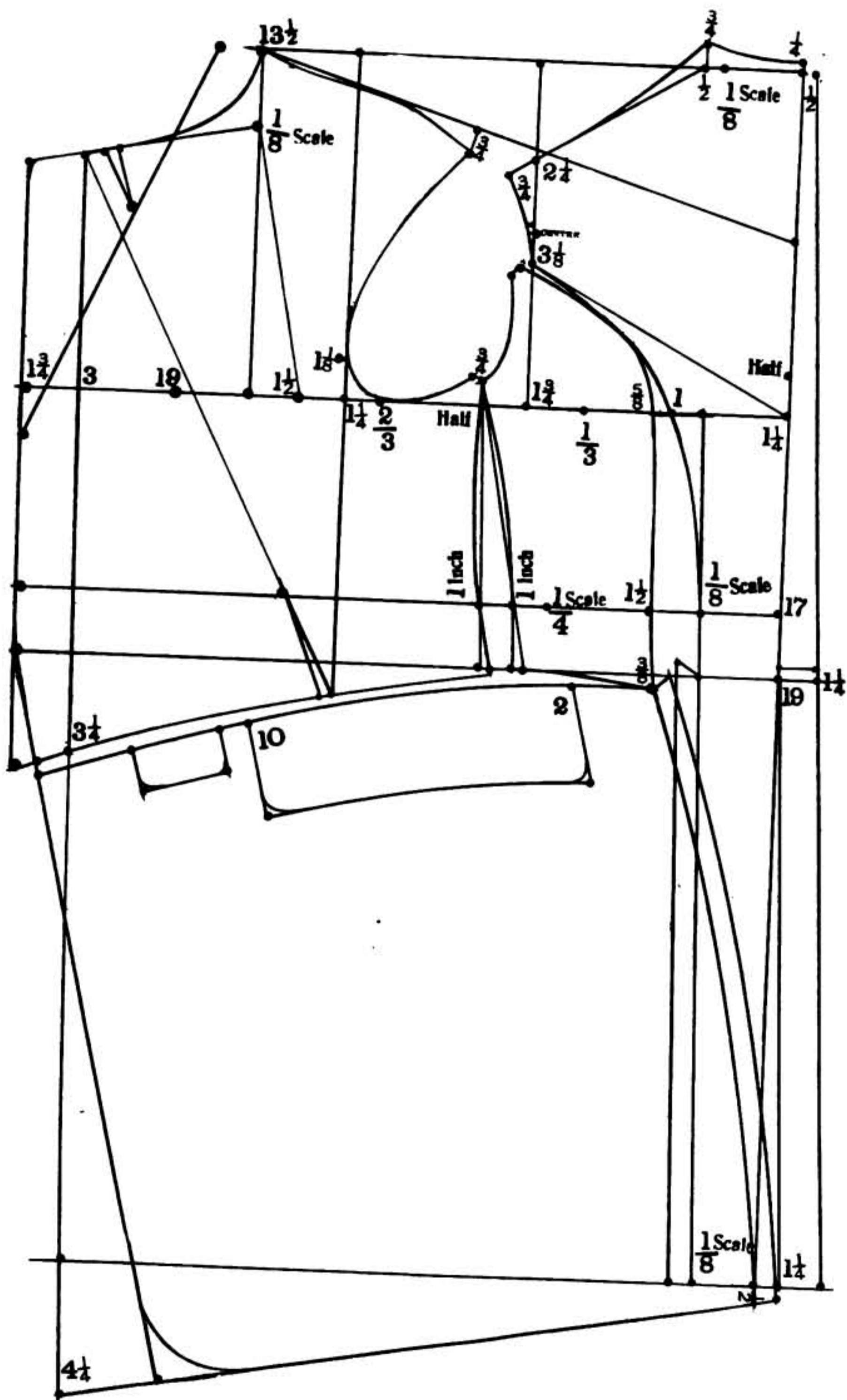


DIAGRAM No. 15.


Drafted according to 38 breast, scale 19.

Inverness.



English Walking Coat. Drafted according to 38 breast, scale 19.

DIAGRAM No. 16.



Philip Slickstein.

Preface.

- ¶ The numerous years of constant personal contact with my pupils; the close and studious observations I made of their requisites; the various and diverse inquiries by them made; the many years that I devoted, both, as designer and instructor; each and all of these facts have prompted and enabled me to produce this volume.
- ¶ The vast amount of experience gained has taught me to formulate this publication in a manner most comprehensive to my pupils. That this shall be both an aid and a guide to those that make themselves familiar with its contents is my aim.
- ¶ It is with these sincere motives in view that the following work is presented to the public.

PHILIP GLICKSTEIN
AUTHOR.

New York, November, 1909.

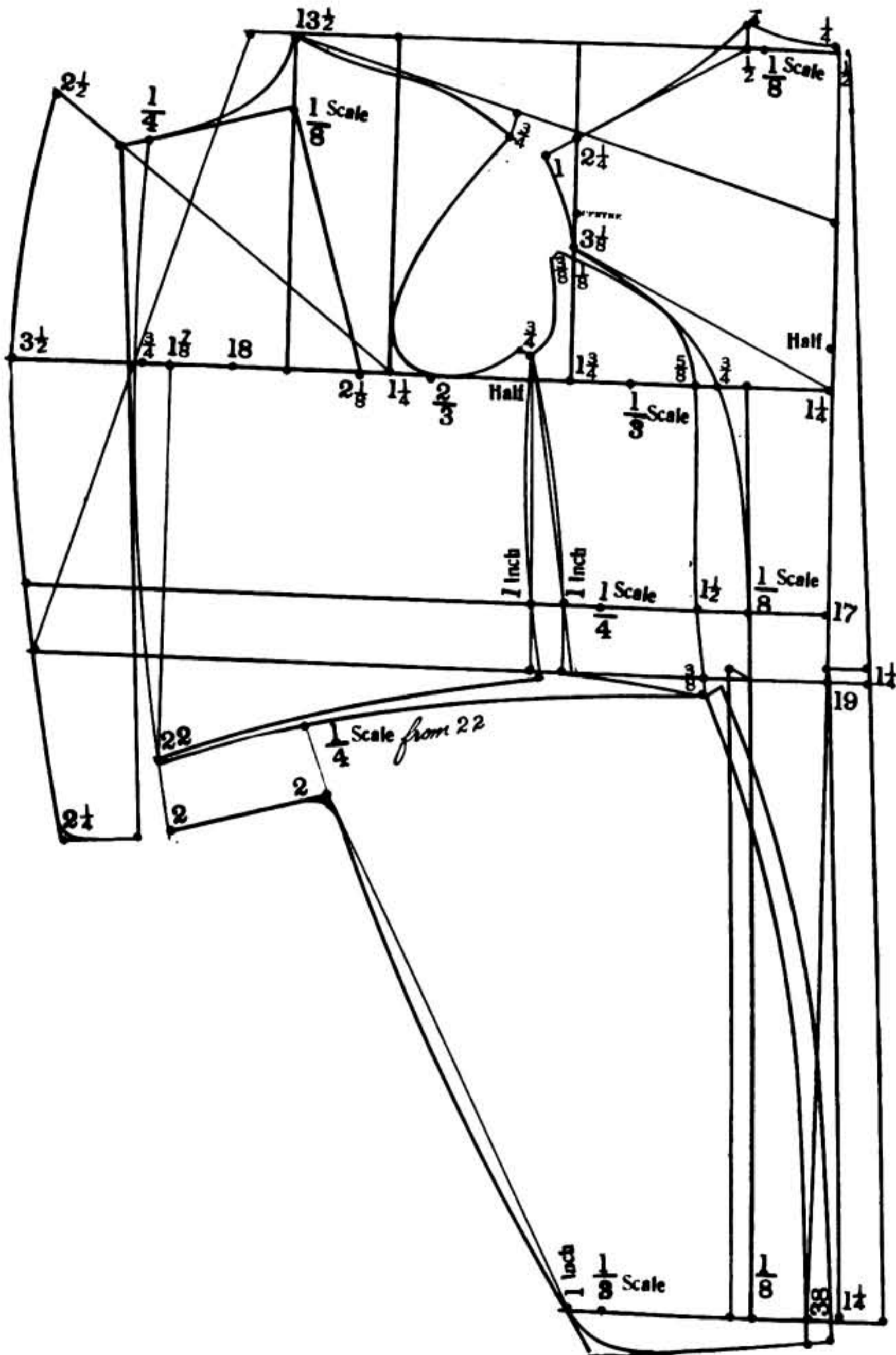


DIAGRAM No. 18.

Full Dress with rever.

Drafted according to 36 breast, scale 18.

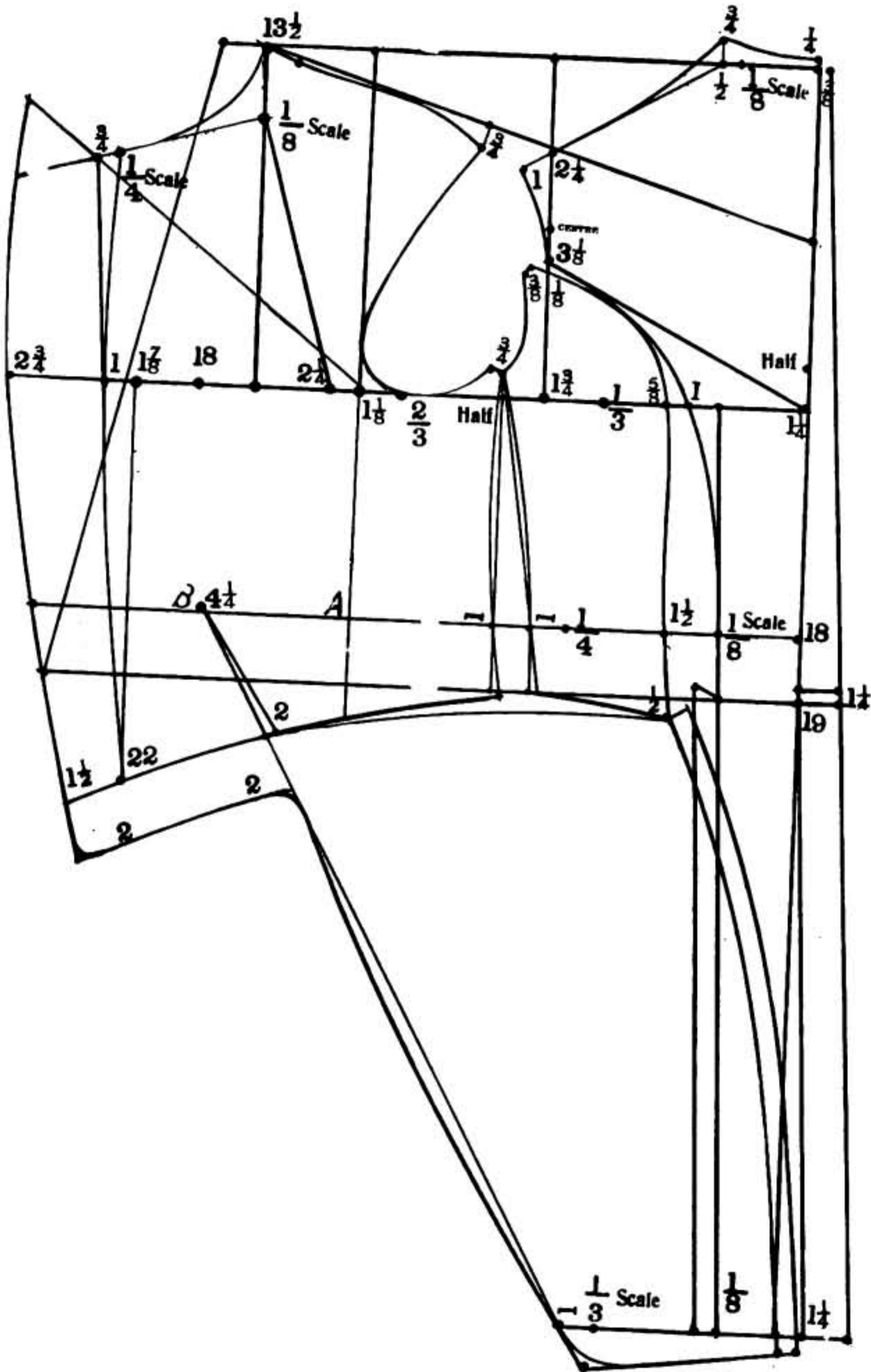


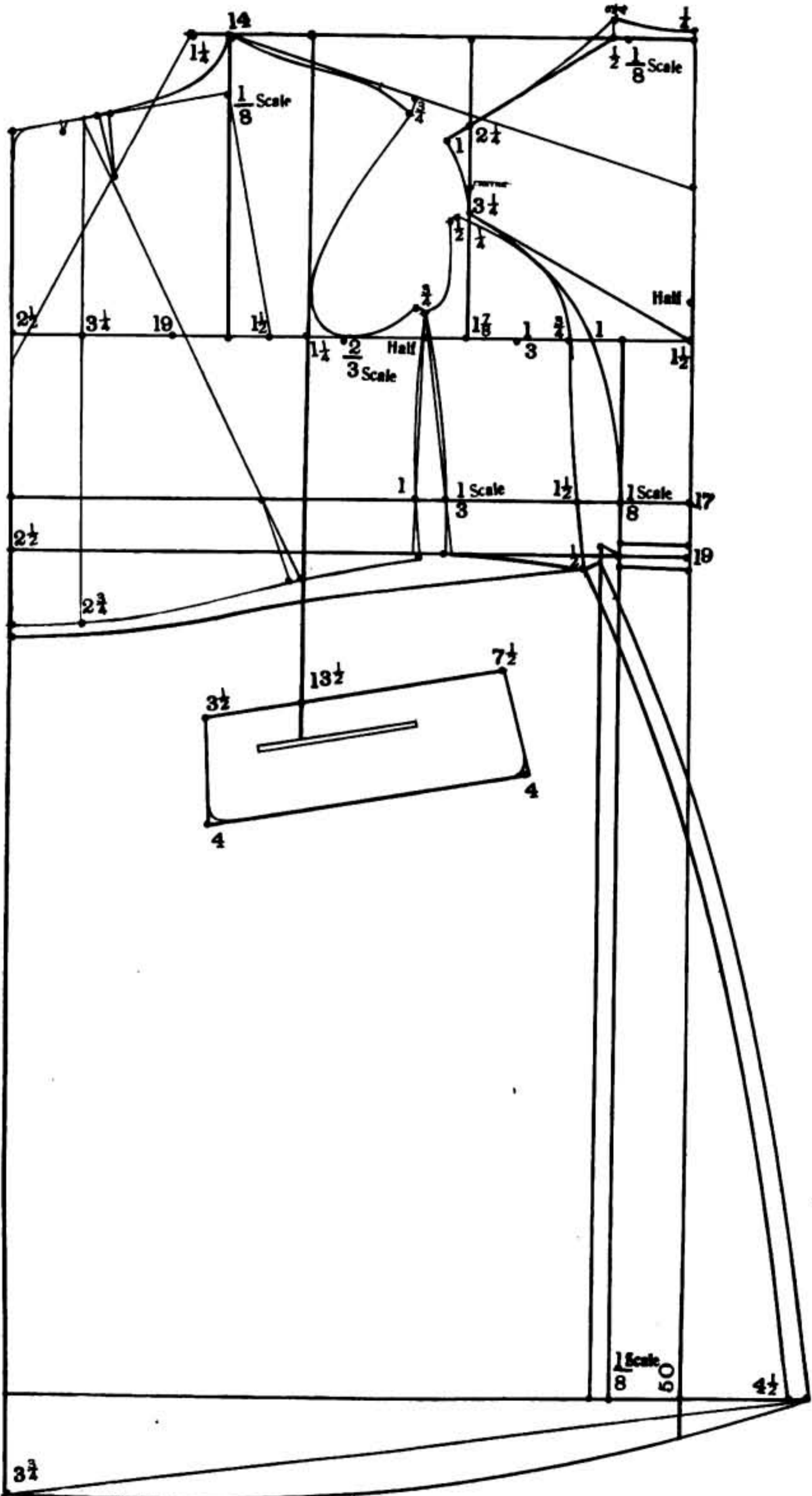
DIAGRAM No. 19.

Full Dress without revers,
but with a V under the shape.
Drafted according to breast 36, scale 18.

Single breasted Paddock.

Drafted according to 38 breast, scale 19.

DIAGRAM NO. 21.



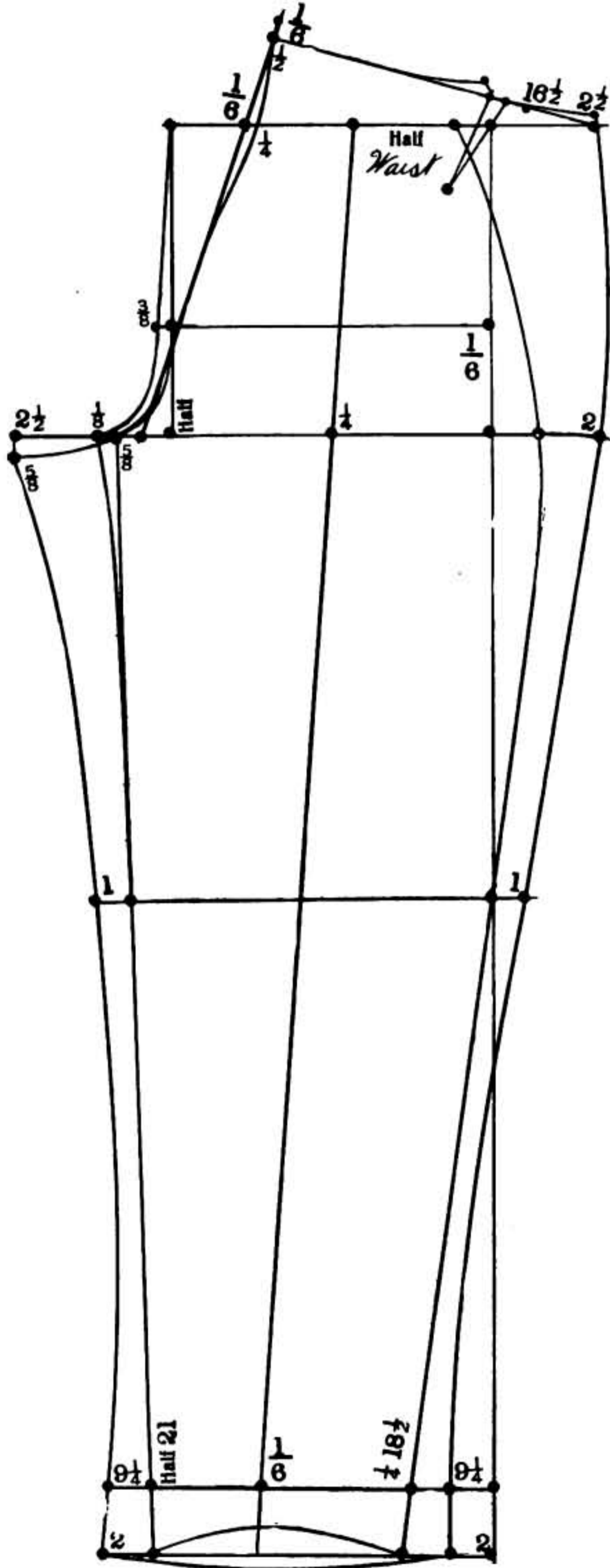


DIAGRAM No. 25.
Full Pack Top Pants.
MEASUREMENTS.

Outside Length,	$41\frac{1}{2}$	Waist,	33	Knee,	$22\frac{1}{2}$
Inside Length,	32	Seat,	39	Bottom,	17

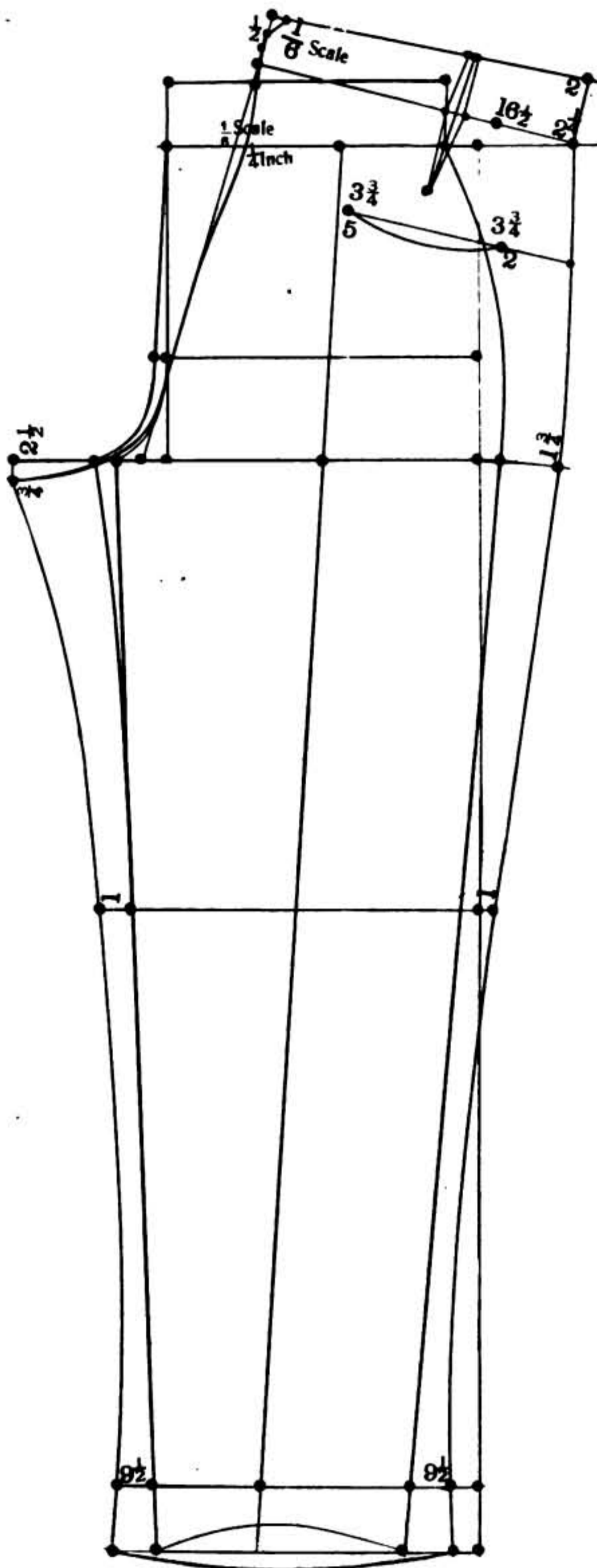


DIAGRAM No. 24.

Front and Back of Pants.

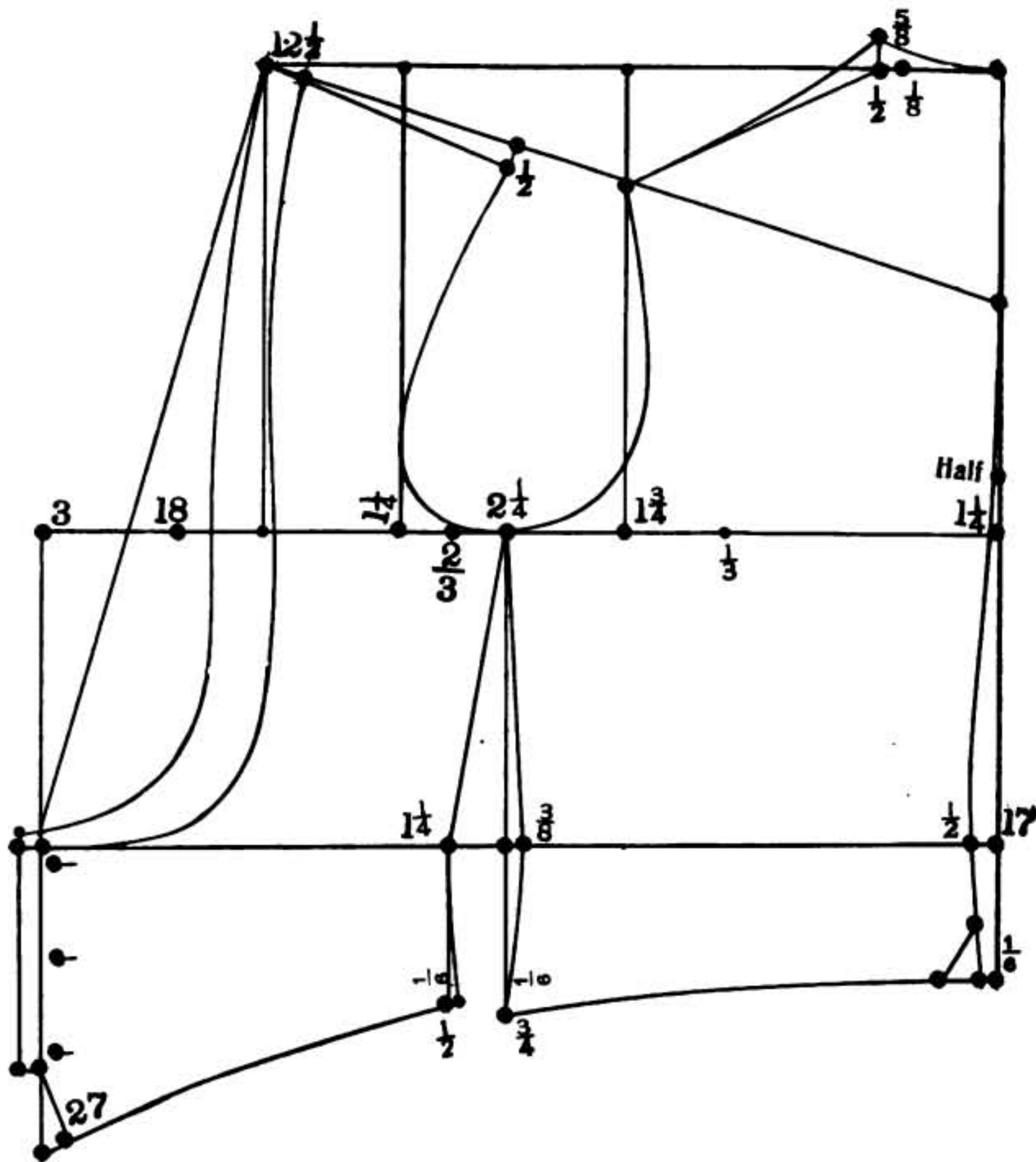


DIAGRAM No. 61.

Dress Vest.

Drafted according to breast 36, scale 18.




DIAGRAM No. 70.

The sketches printed on this page refer to diagrams 68 and 69. These illustrations clearly indicate how the sailor blouses look when made up.

PART ONE.

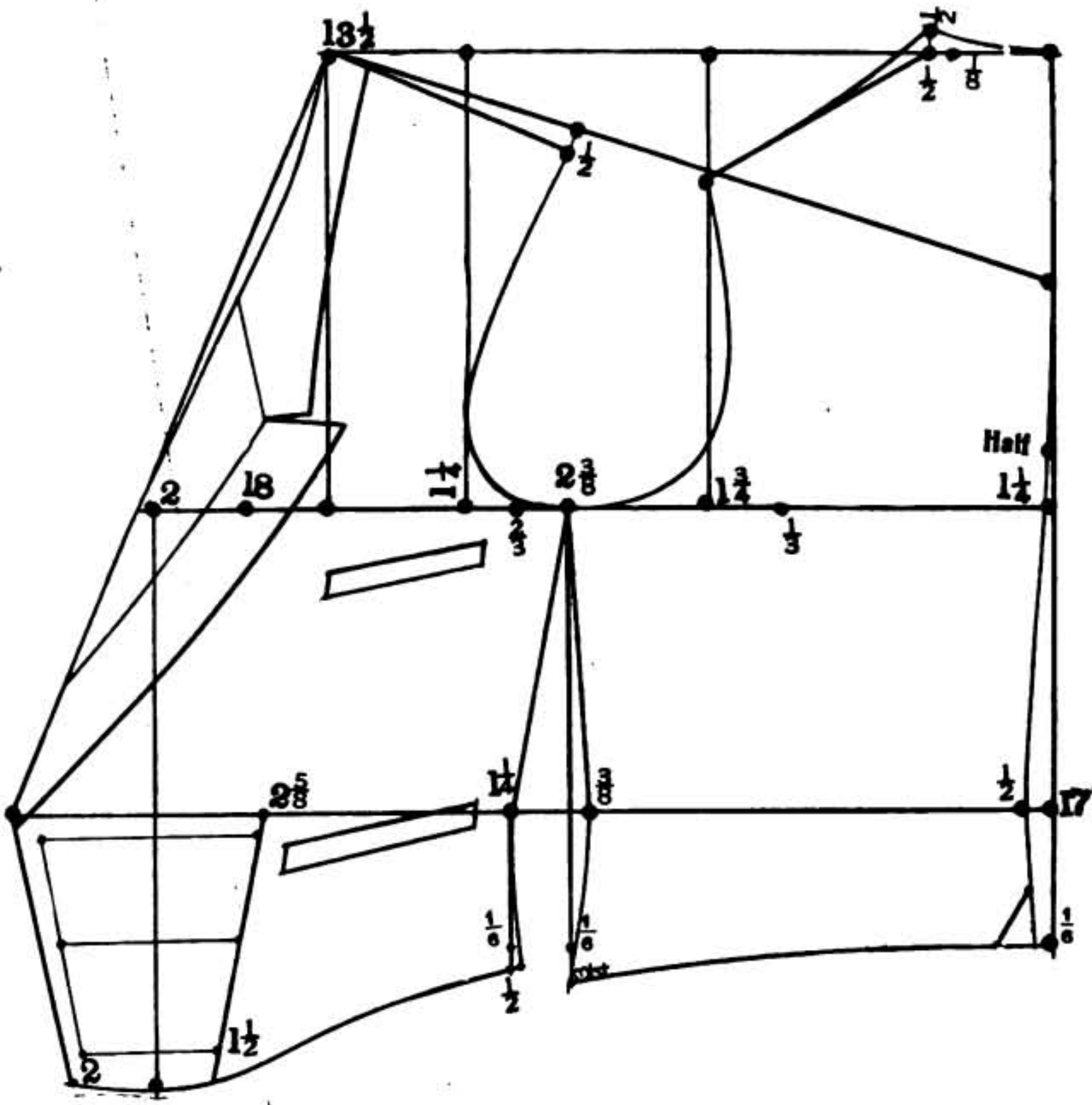
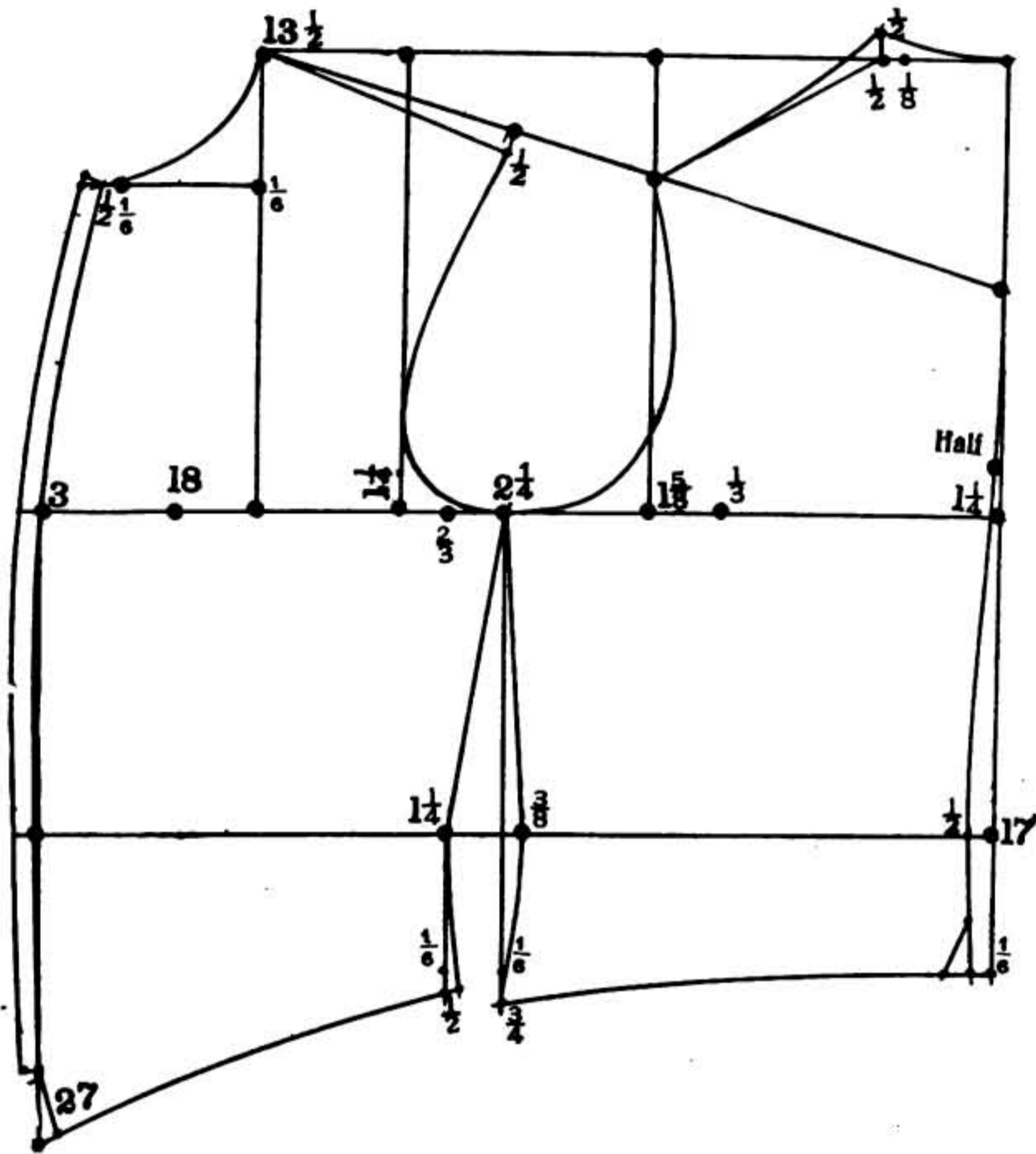


DIAGRAM No. 29.

Double breasted Vest.

Drafted according to 36 breast, scale 18.



DIAGRAN No. 31.

Vest buttoned to the neck.

With a standing collar.

Drafted according to 36 breast, scale 18.

PART TWO.

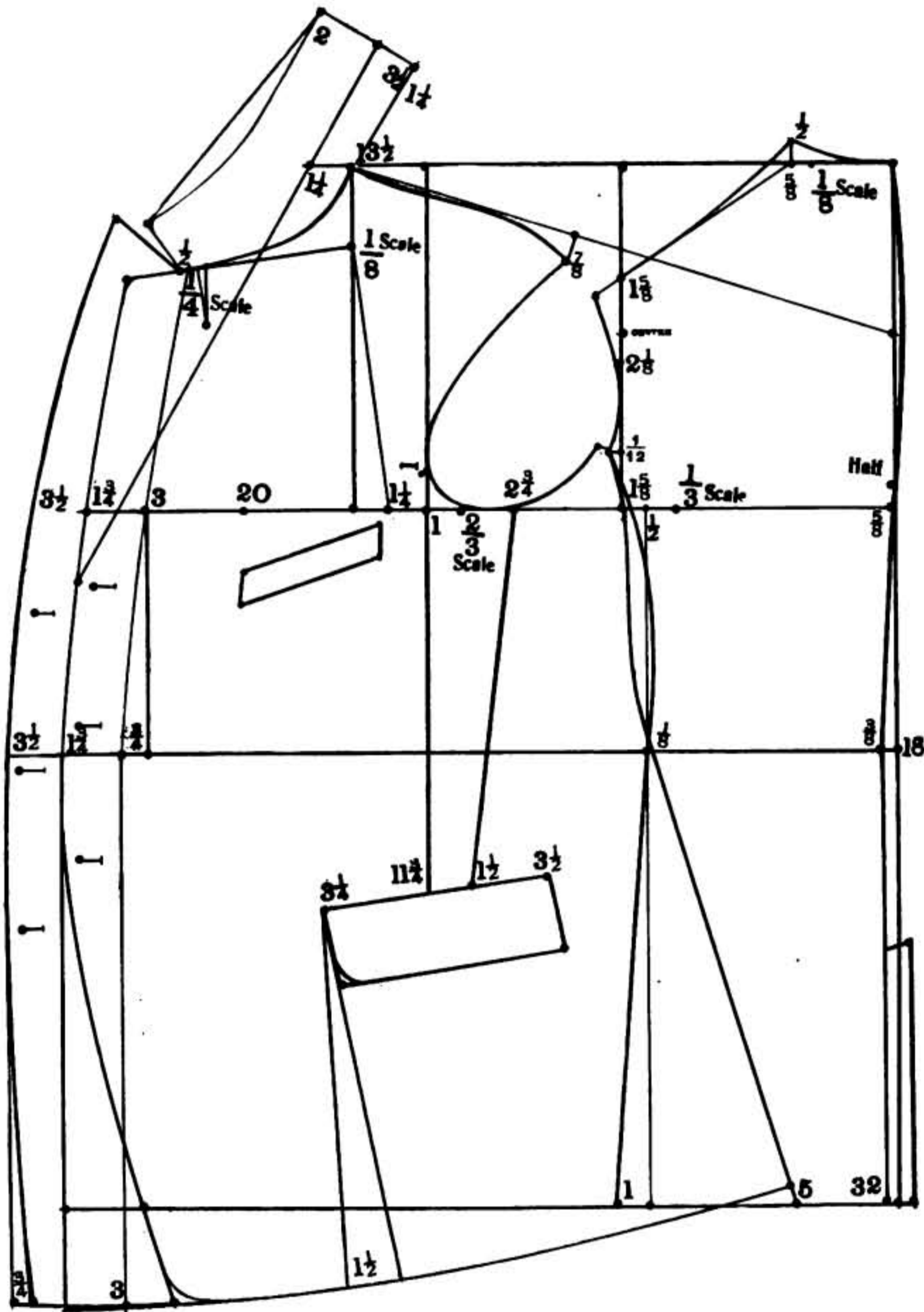


DIAGRAM No. 32.

Stout Sack Coat.

Single and double breasted fronts.

Drafted according to 40 breast, scale 20.

Waist 40.

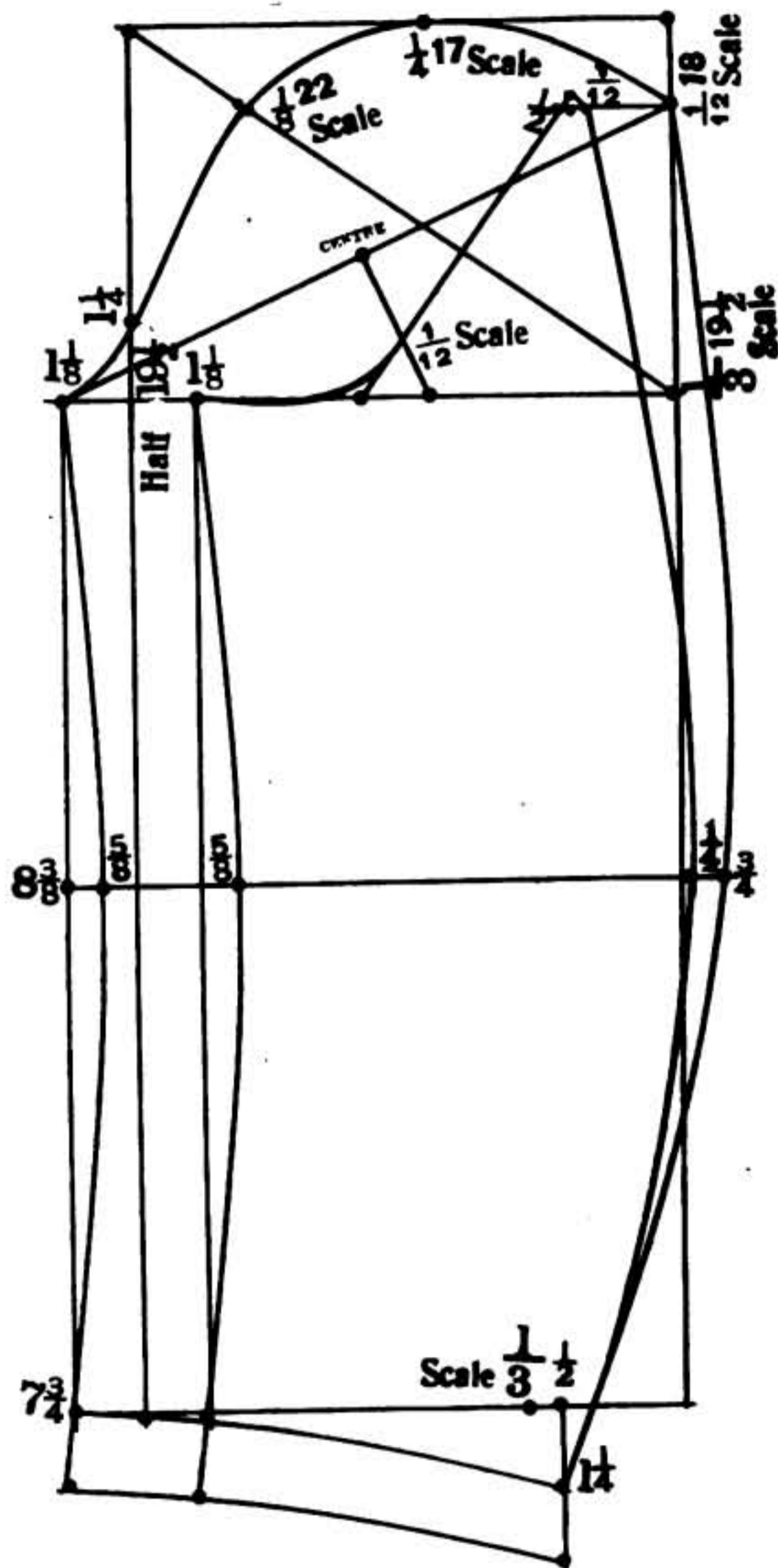


DIAGRAM No. 33.

Sleeve for Stout Sack Coat.

Drafted according to 40 breast, Scale $19\frac{1}{2}$.

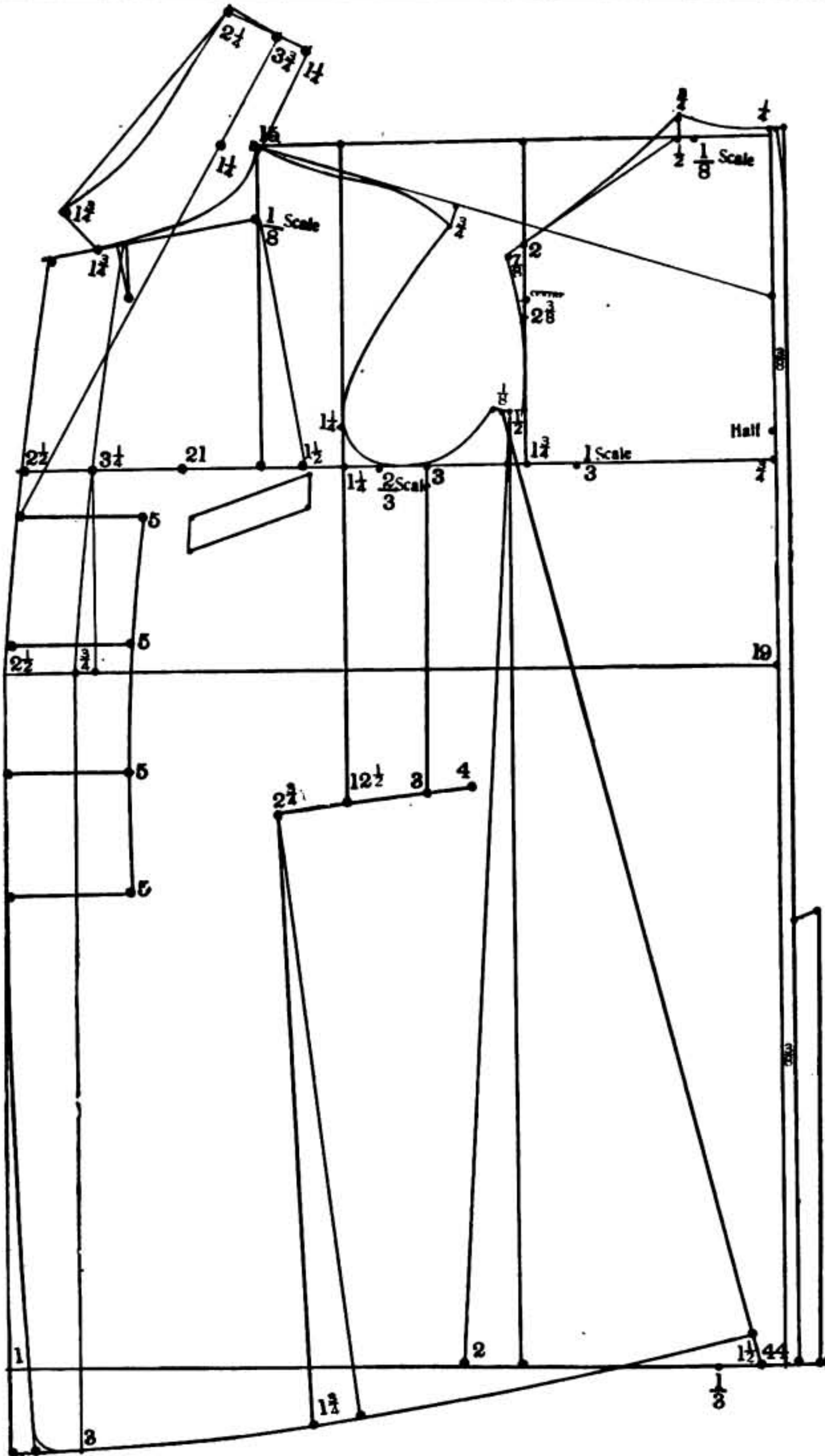


DIAGRAM No. 34.

Stout Box Overcoat. Size 40.

Drafted according to 42 breast. Scale 21. Waist 42.

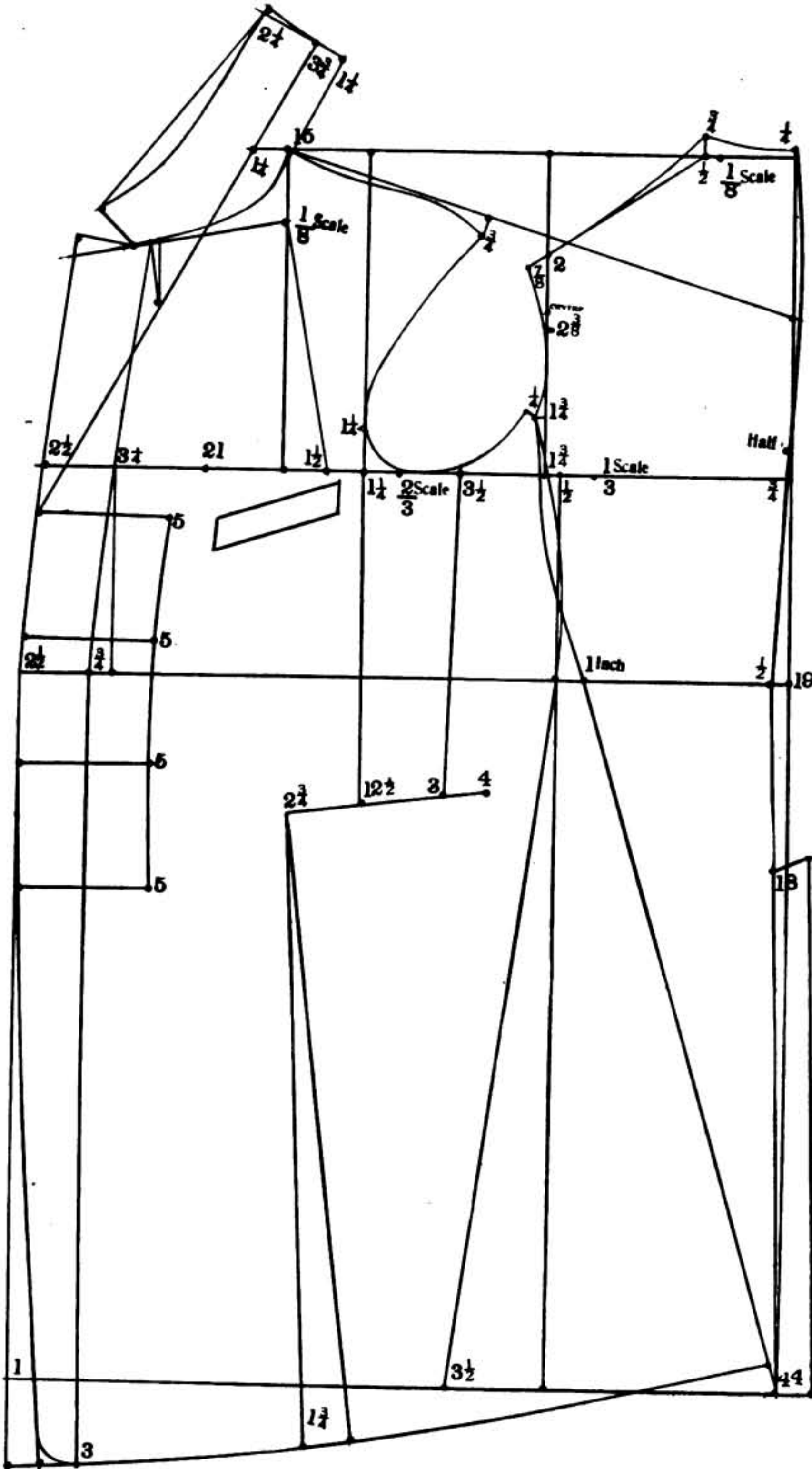


DIAGRAM No. 35.

Stout tight fitting Overcoat. Size 40. Drafted according to 42 breast, scale 21. Waist 40.

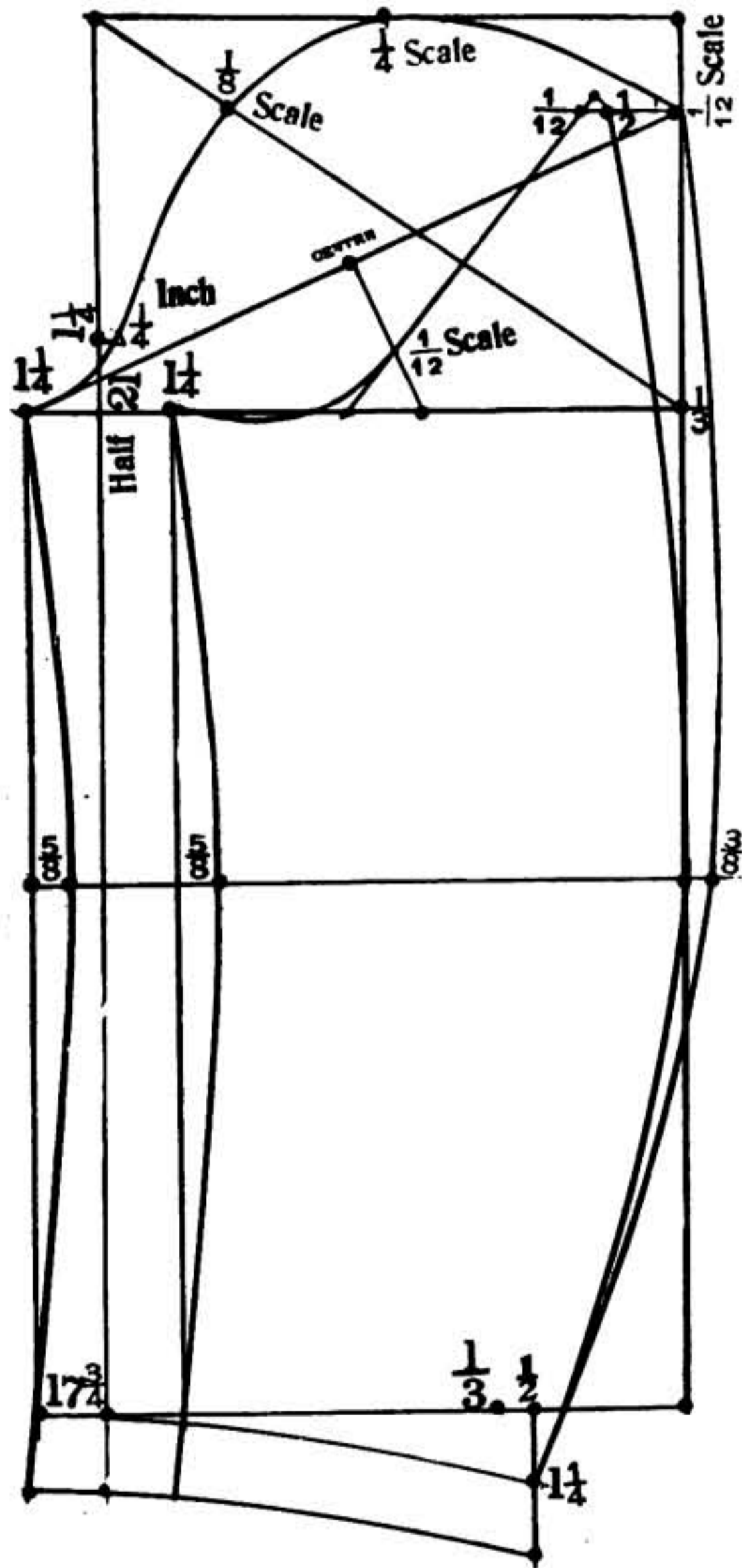


DIAGRAM No. 36.

Sleeve for Stout Overcoat. Size 40.

Drafted according to Scale 40.



DIAGRAM No. 98.

The upper line of illustrations indicate how the shirtwaists look when made up.

The lower line of illustrations indicate blouses.

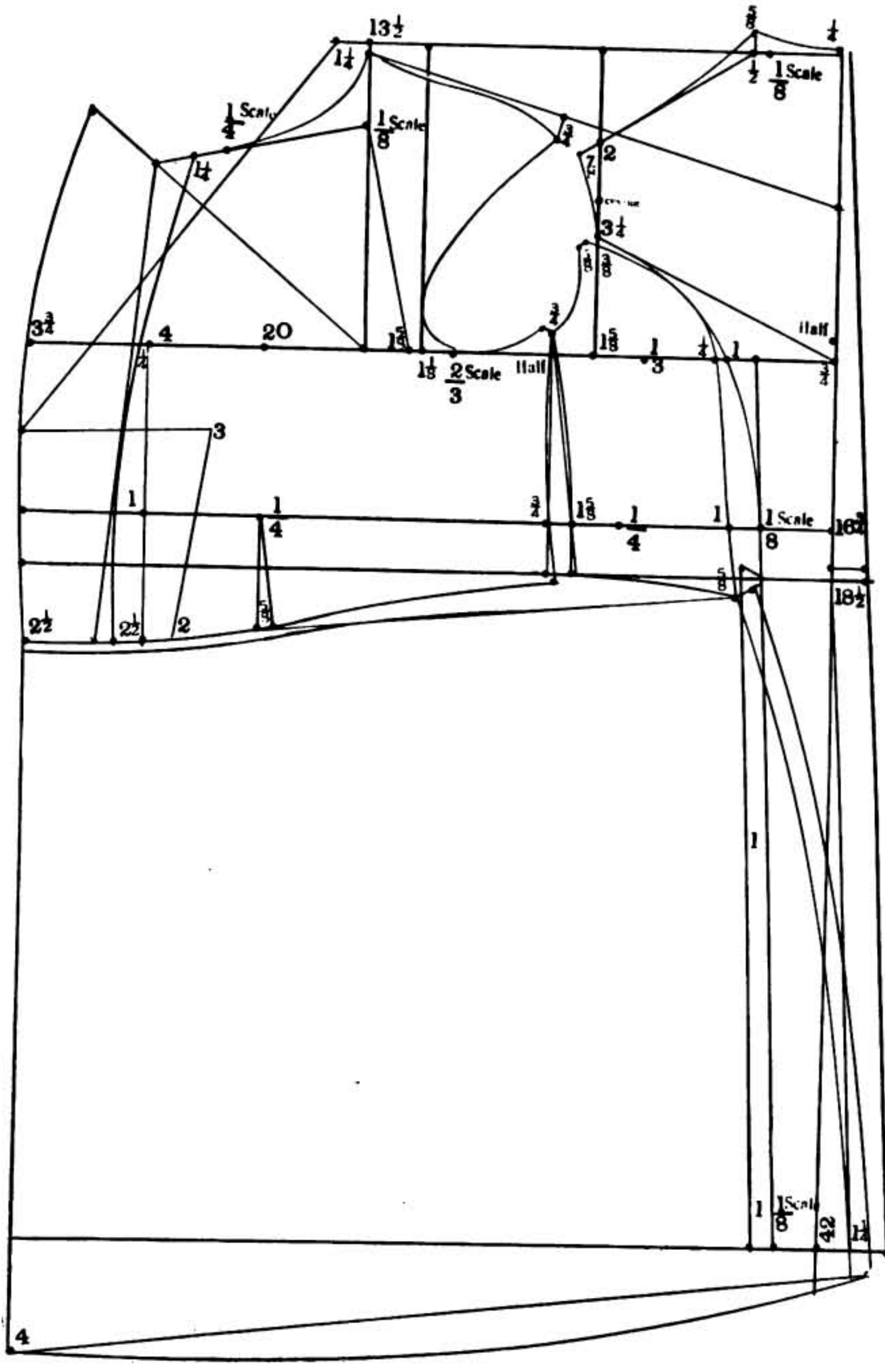


DIAGRAM No. 38.
Stout Prince Albert.
Breast 40. Waist 40.

Drafted according to 40 breast, scale 20.

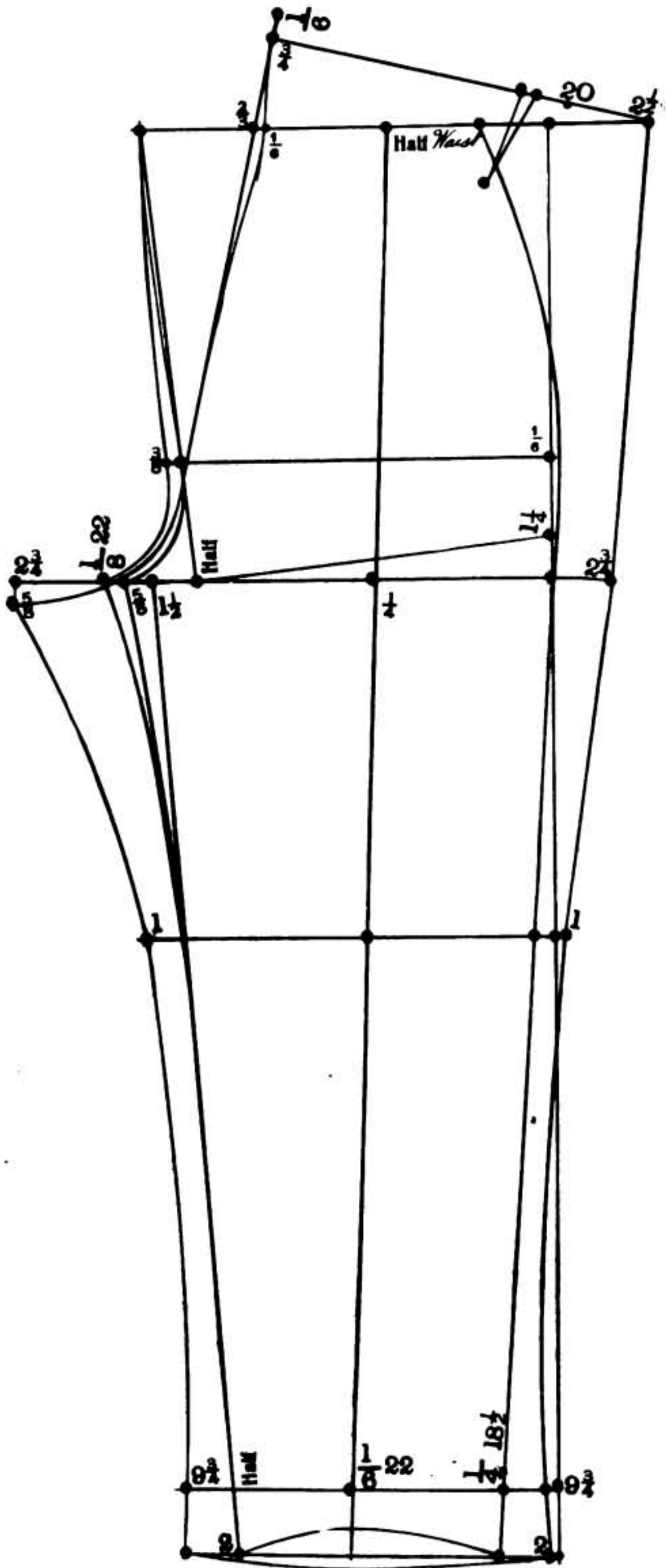


DIAGRAM NO. 40.

Stout Pants

MEASUREMENTS.

Outside Length,	42	Waist,	40	Knee,	21½
Inside Length,	30	Seat,	44	Bottom,	18

PART THREE.

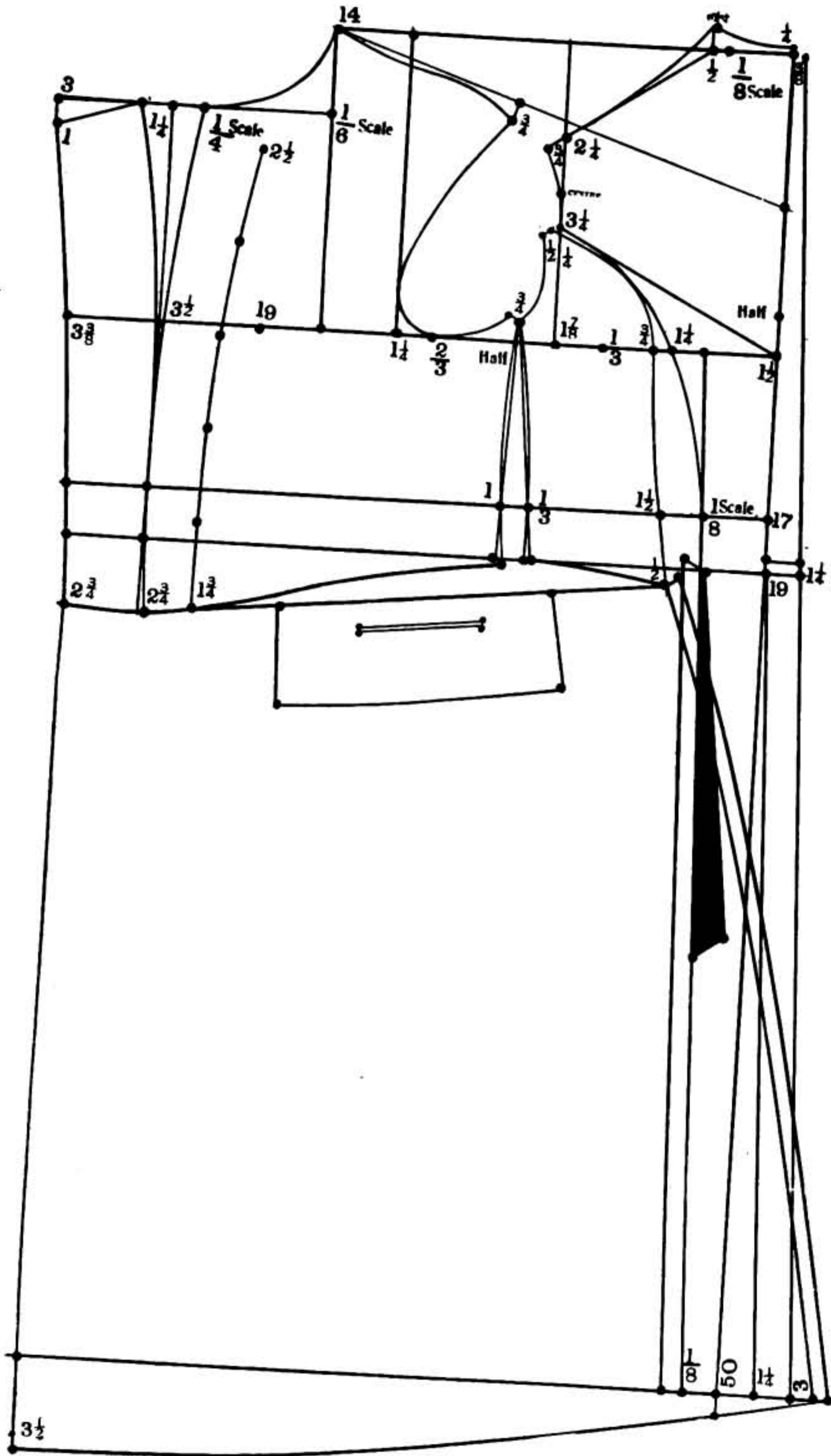


DIAGRAM No. 41. Coachman's Coat. Drafted according to 38 breast scale 19.

Coachman's Great Coat.

This coat is double breasted, buttons to the neck with a russian collar, and has six buttons on each side. In addition it has large flaps on the hips. The edges are double-stitched, and the seams are both lapped and stitched to match.

The sleeves are finished with three or more rows of stitching. The lengths for figures 5 feet 8 inches high will average 19 inches waist and 50 inches complete length. The side pockets are covered by flaps of liberal proportions. Velvet collar and cuffs of some contrasting color are sometimes preferred and are in good form when used.

It may not be amiss to mention that all livery coats except those for stable use or general utility, are without outside breast pockets.



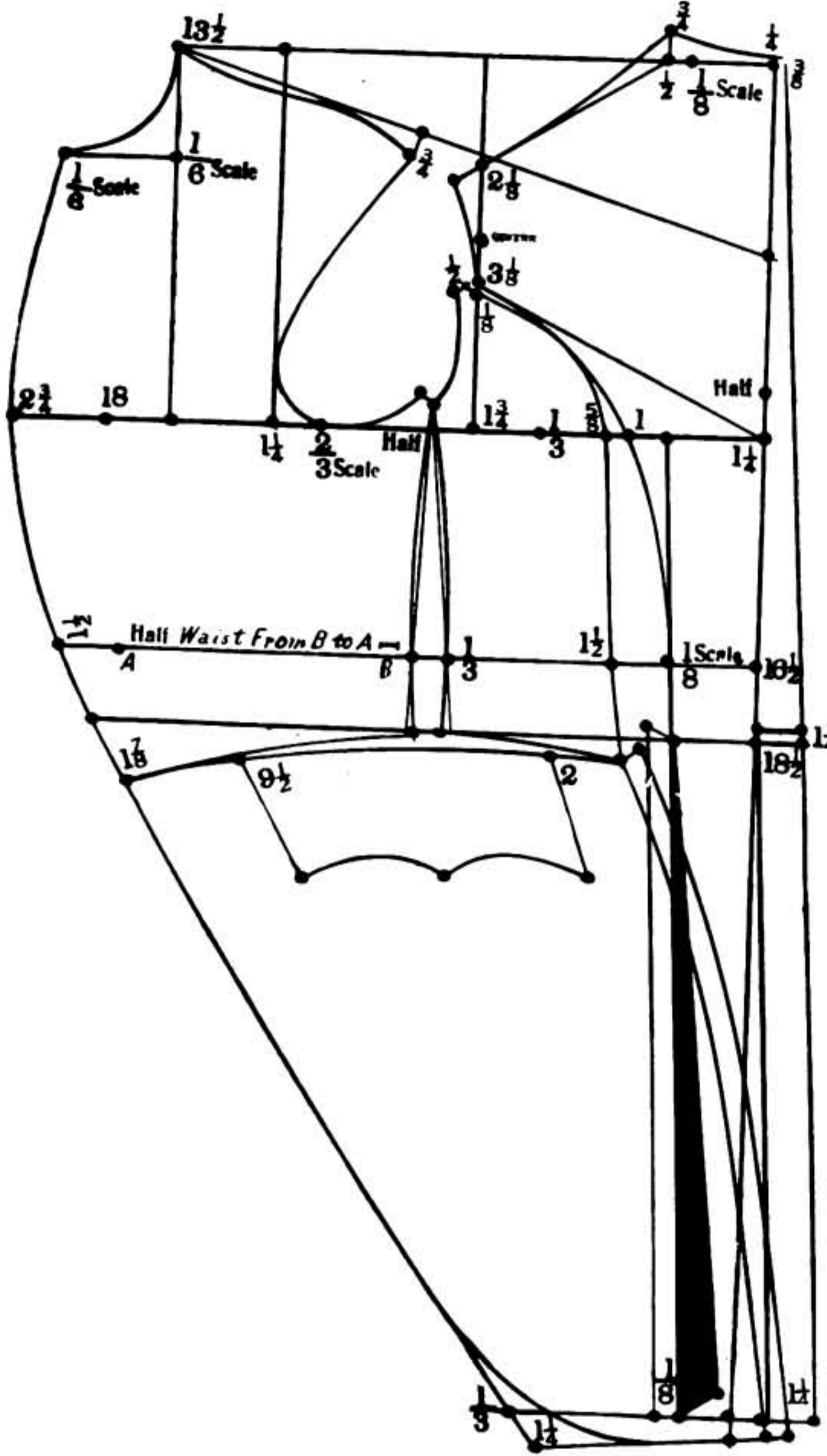


DIAGRAM No. 42.

Full Dress House Coat.

Drafted according 36 breast, Scale 18.

Breast 36. Waist 32.

Full Dress House Coat.

This costume is designed for evening receptions, balls and other social functions. This suit consists of both bright and attractive colors; and in addition is quite full of elaborate ornamentation.

The Coat is cut with a "shadbelly" effect. It has a standing collar without lapels. It has six buttons on each side, from which two rows of tracing braid are laid to the edges. The edges are completed with one row of tracing braid. The pockets on the hips are covered with large pointed or Vandyke flaps, having a button under each point. The buttons on the sleeves at the band, are finished to match the ornamentation of the breast of the coat. The back skirts have side edges extending the entire length of the skirt, which are ornamented with six buttons.

The Vest is single breasted, and has no collar. The opening extends to where the fronts of the coat are closed and held in position by a hook and eye. It is closed with six buttons. It is cut much longer than an ordinary vest, and from the lowest button to the bottom is cut away considerably. It has pointed flaps on the pockets with buttons placed under each point.

The Knee Breeches are moderately close fitting at the knee, but comfortably loose about the body and hips.

The materials for the coat a broadcloth or kersey is used. The vest and knee breeches are generally made of silk plush, of different shades of the same color.

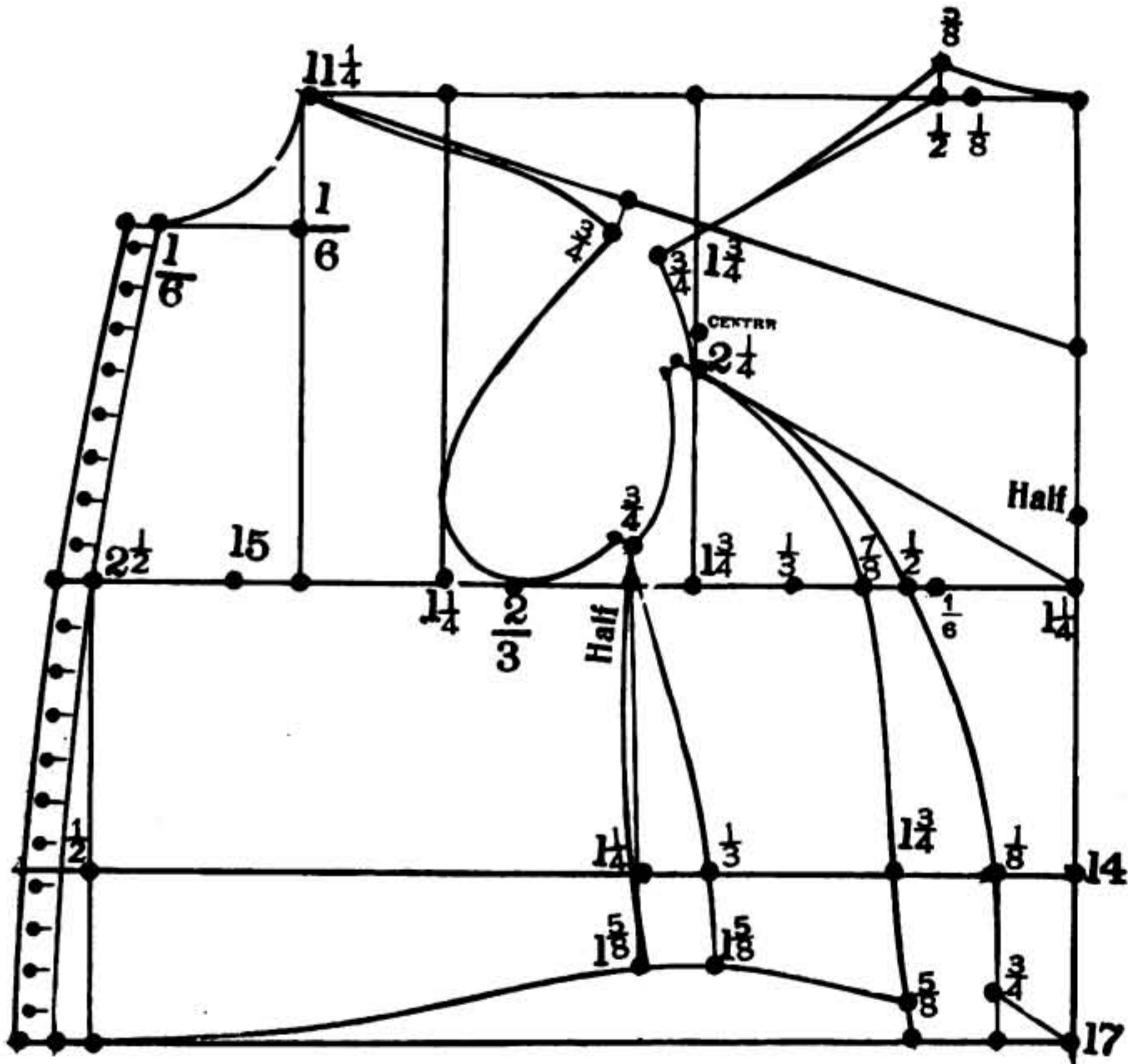


DIAGRAM No. 43.

Page's Jacket.

MEASUREMENTS:

Natural Waist . . .	14	Breast	30
Full Length	17	Waist	28

Page's Livery.

The Page's livery represented upon this figure is the one most generally worn. It is made from a variety of colored materials, and sometimes is ornamental to a very large extent on the fronts, shoulders and sleeves. Usually the plain and simple livery represented in this diagram prevails. Either brass or silver bell or ball buttons are used, the color of the garment deciding the choice of the metal.

The jacket is cut with a low standing collar and is closed with fifteen or more buttons. The edges can be plain, piped or corded with materials of a contrasting color, in which case the bottom of the jacket as well as the side-seams of the trousers are finished to harmonize. A Page's suit consists of a jacket and trousers excluding a vest. The material for this suit is a kersey.

The trousers are cut shapely to the figure and quite tight-fitting about the body and hips, so as to give a neat and natty appearance to the wearer, the side-seams are finished to correspond with the front edges of the coat; that is, if the edges are plain the side-seams are plain; if they are corded or piped with a different colored material, so are the side-seams of the trousers.






DIAGRAM No. 106.

This diagram illustrates men's negligees.

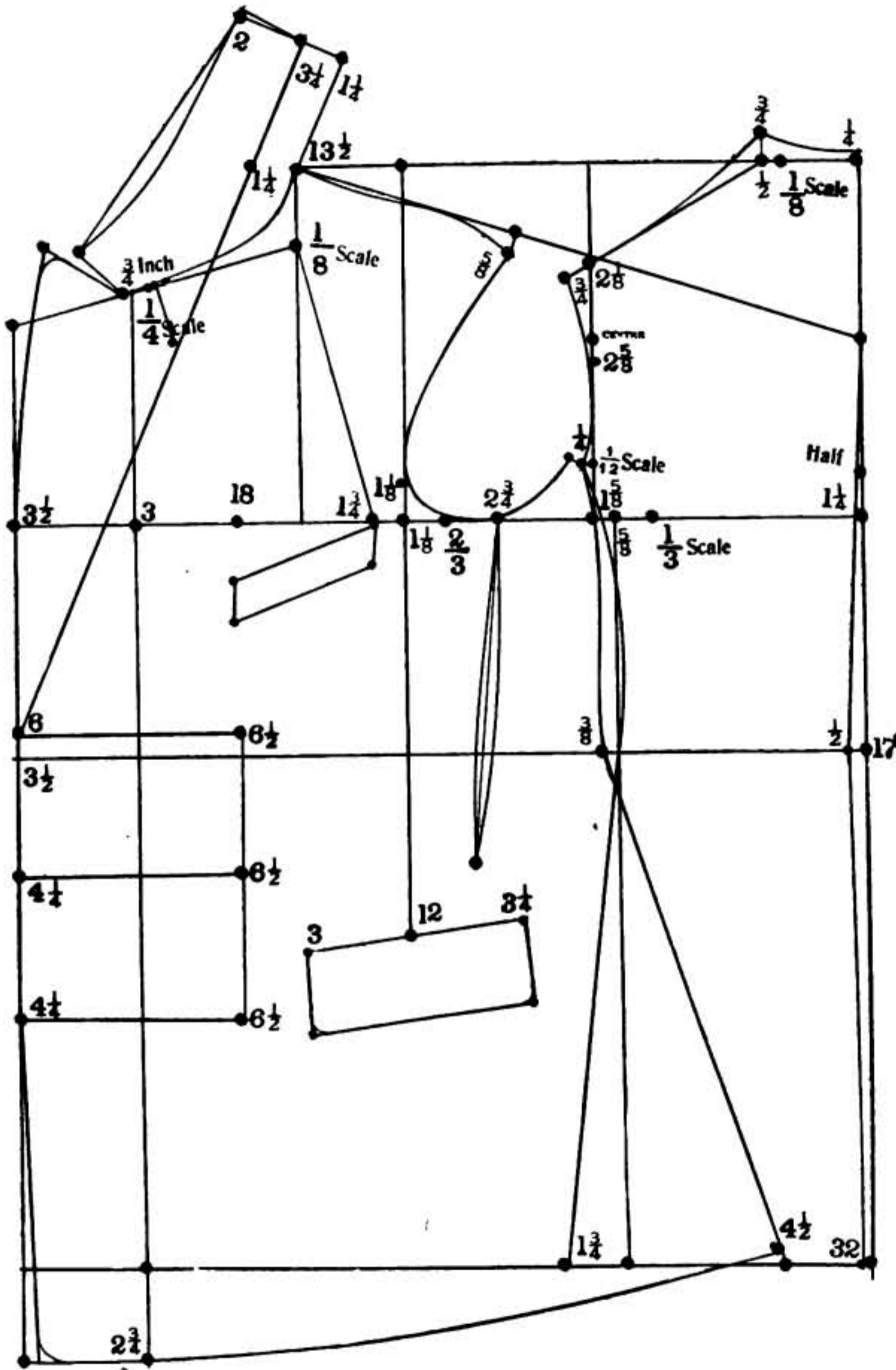


DIAGRAM No. 2.

Three button double breasted Sack Coat.

Drafted according to 36 breast, scale 18.

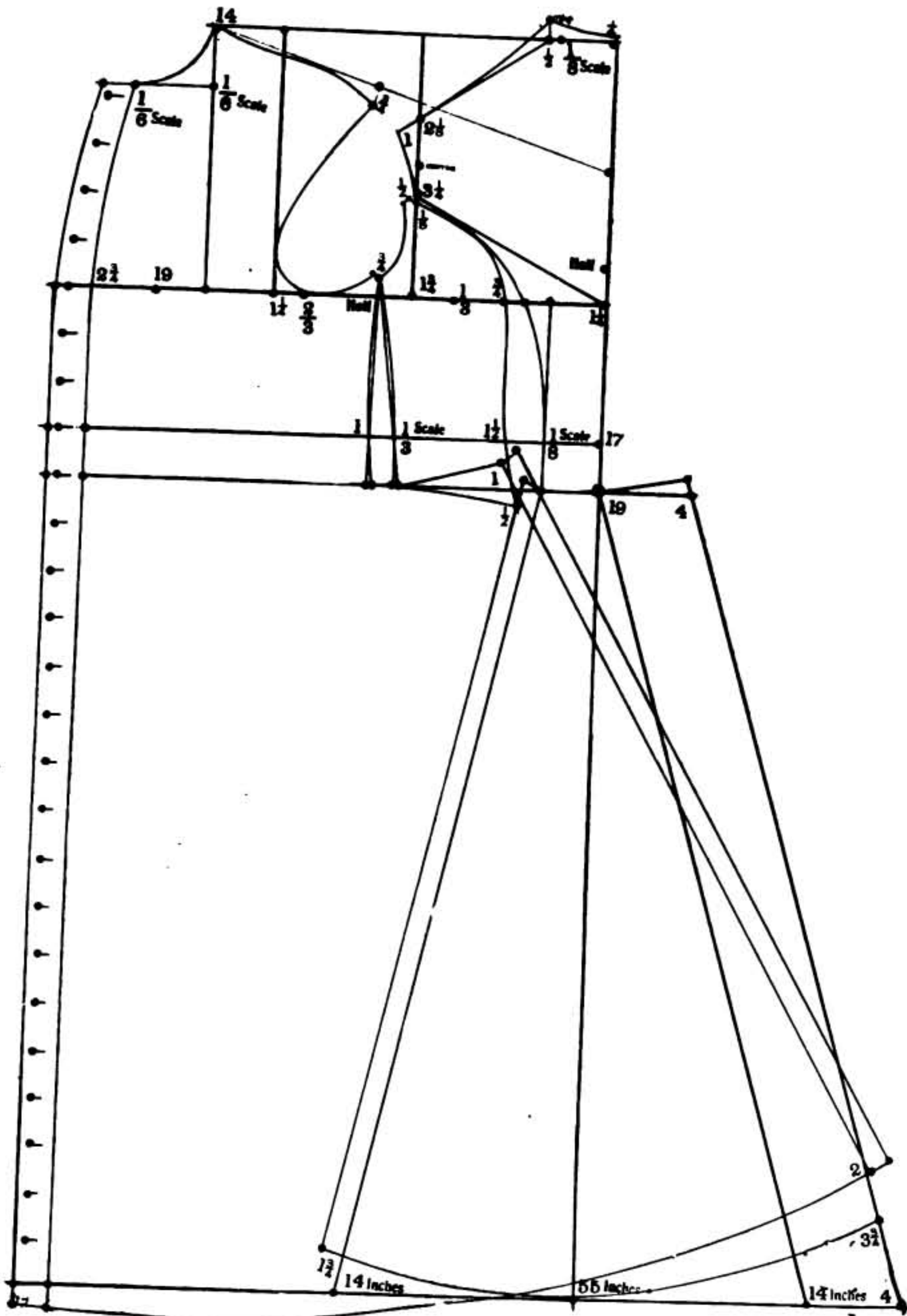


DIAGRAM No. 44.

Clergyman's Soutane.

Drafted according to 38 breast, scale 19.

THE
UNIVERSITY OF CHICAGO
LIBRARY

Clergyman's Soutane.

In cutting this or any other special garment, the first principle part is to comprehend the manner of its construction.

The measures needed are the same as those for any other coat; but the complete length must reach to the heel of the shoe.

One half of the bottom width must be at least 15 inches more than the total length, so as to enable the wearer to pick up the front skirt, and lift it up to the forehead. If not possible to do so, on account of lack of fullness, it is considered too scant.





Hand No.
VVAU

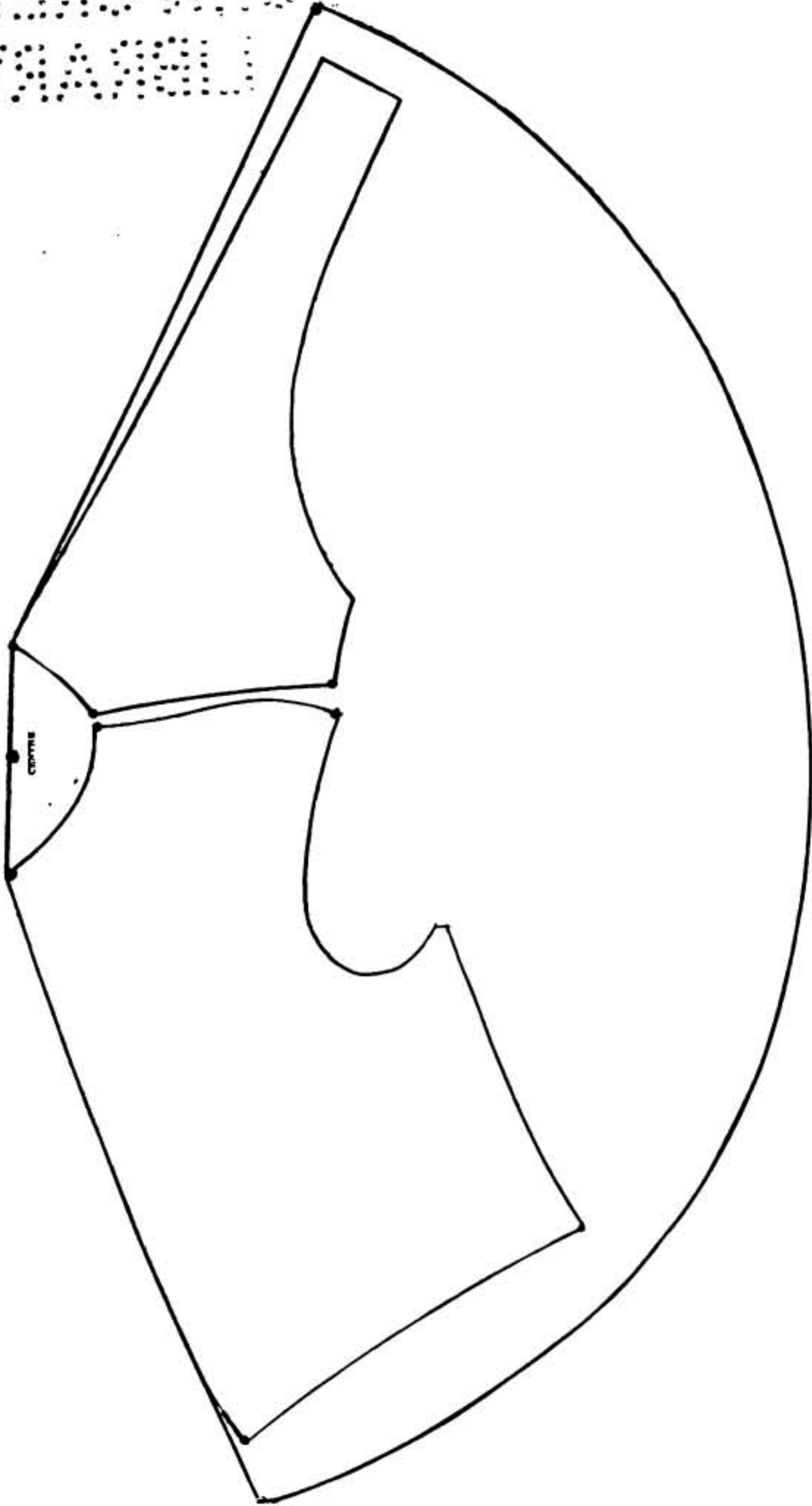


DIAGRAM No. 45.

Cape without a dot.

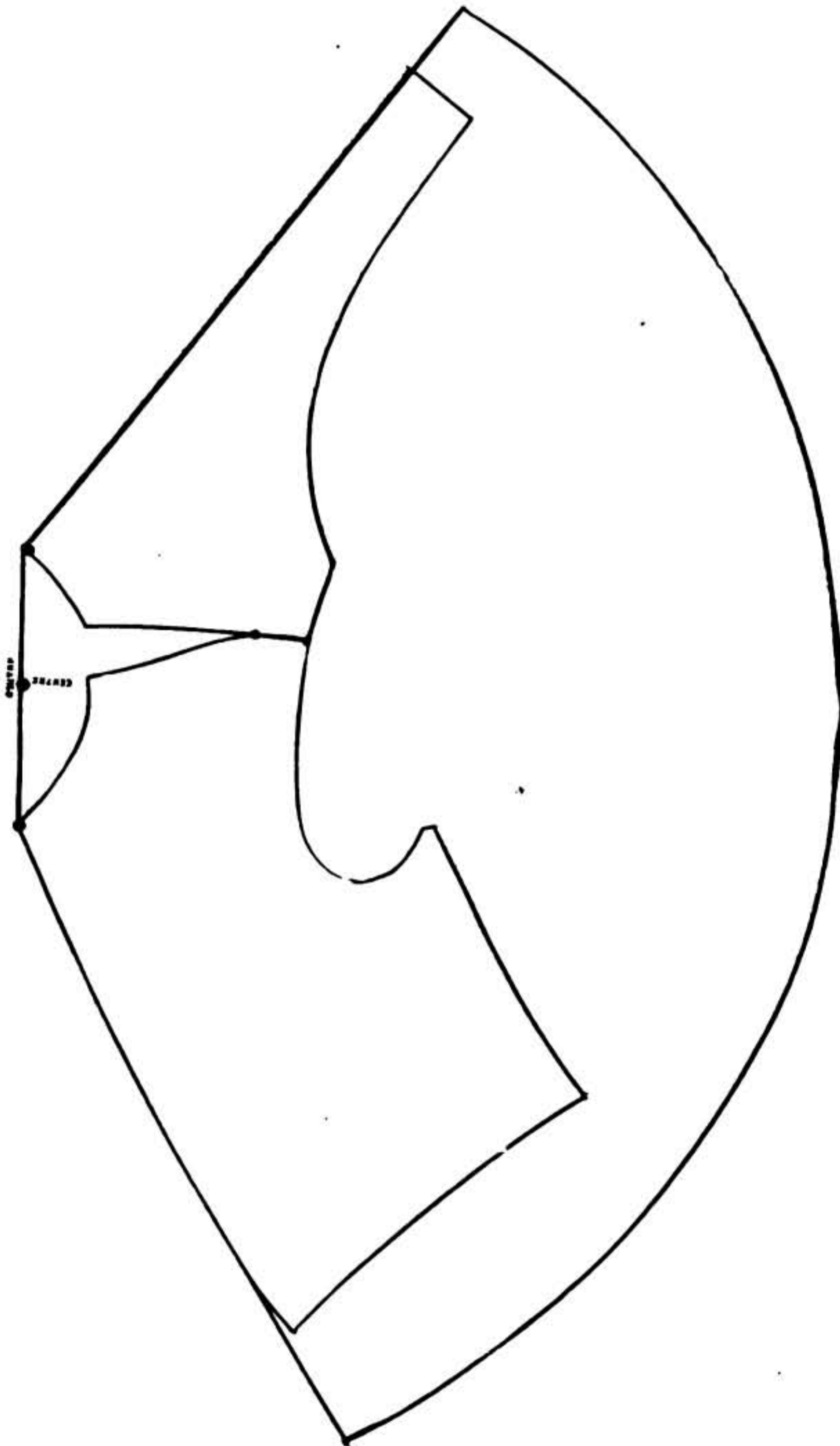


DIAGRAM No. 59.

Cape with a Dot in the shoulder.

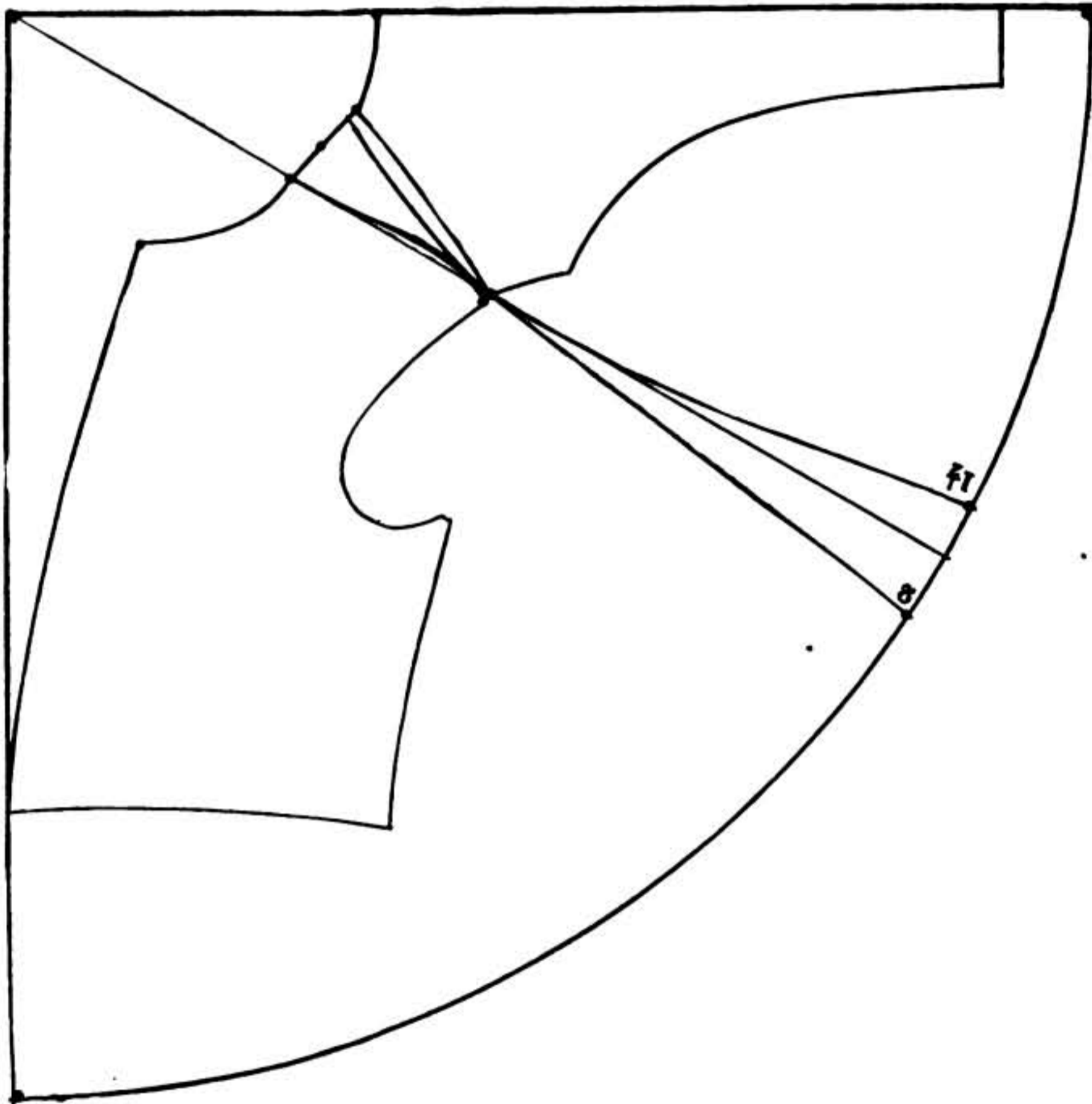
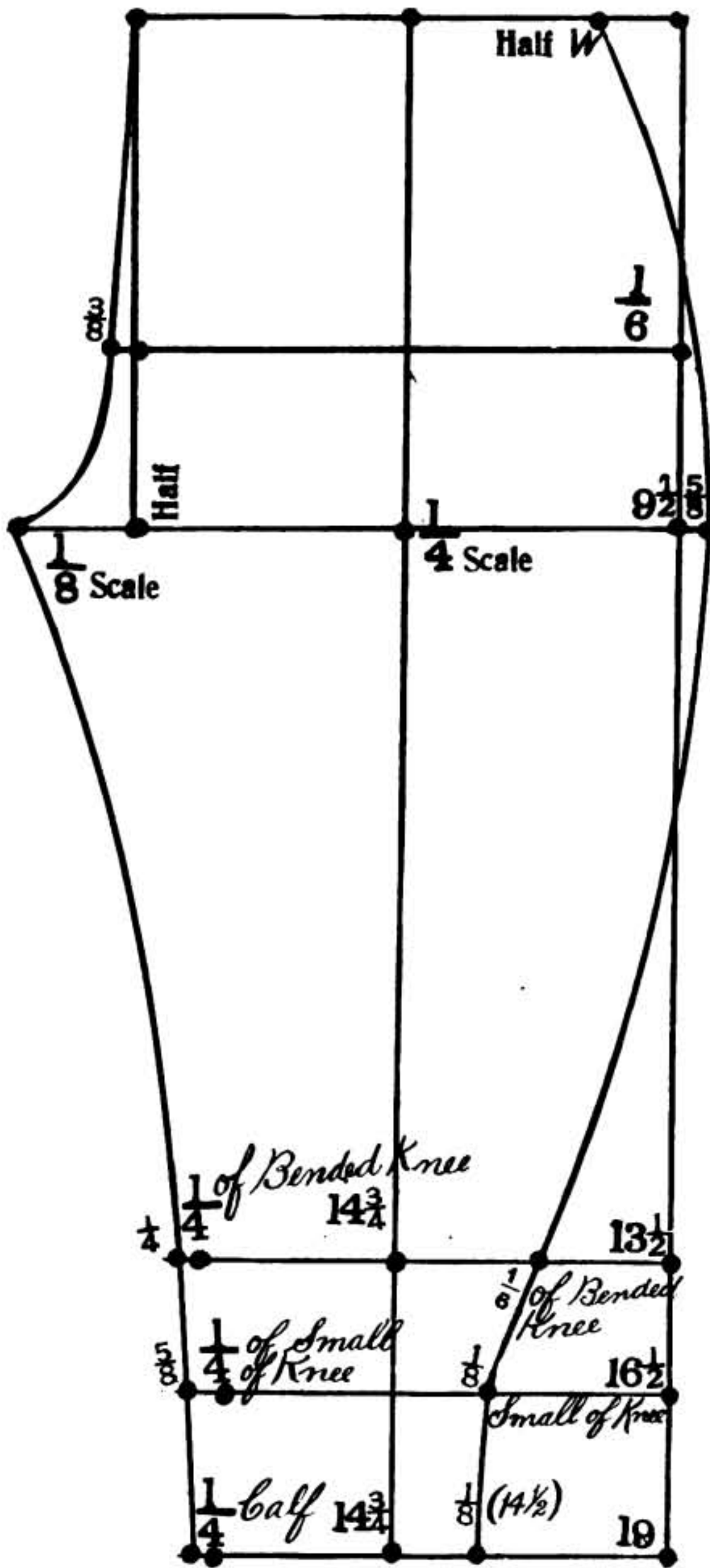


DIAGRAM No. 47.

Cape in Three Parts.



MEASUREMENTS:

Rise,	$9\frac{1}{2}$	Around the bended knee . . .	$14\frac{3}{4}$
To Knee Cap	$13\frac{1}{2}$	Around the small of knee . . .	$12\frac{3}{4}$
To small of knee	16	Around the calf.	$14\frac{3}{4}$
To Calf,	19	Waist	34
		Seat	40

DIAGRAM No. 48.

Coachman's Livery Breeches.

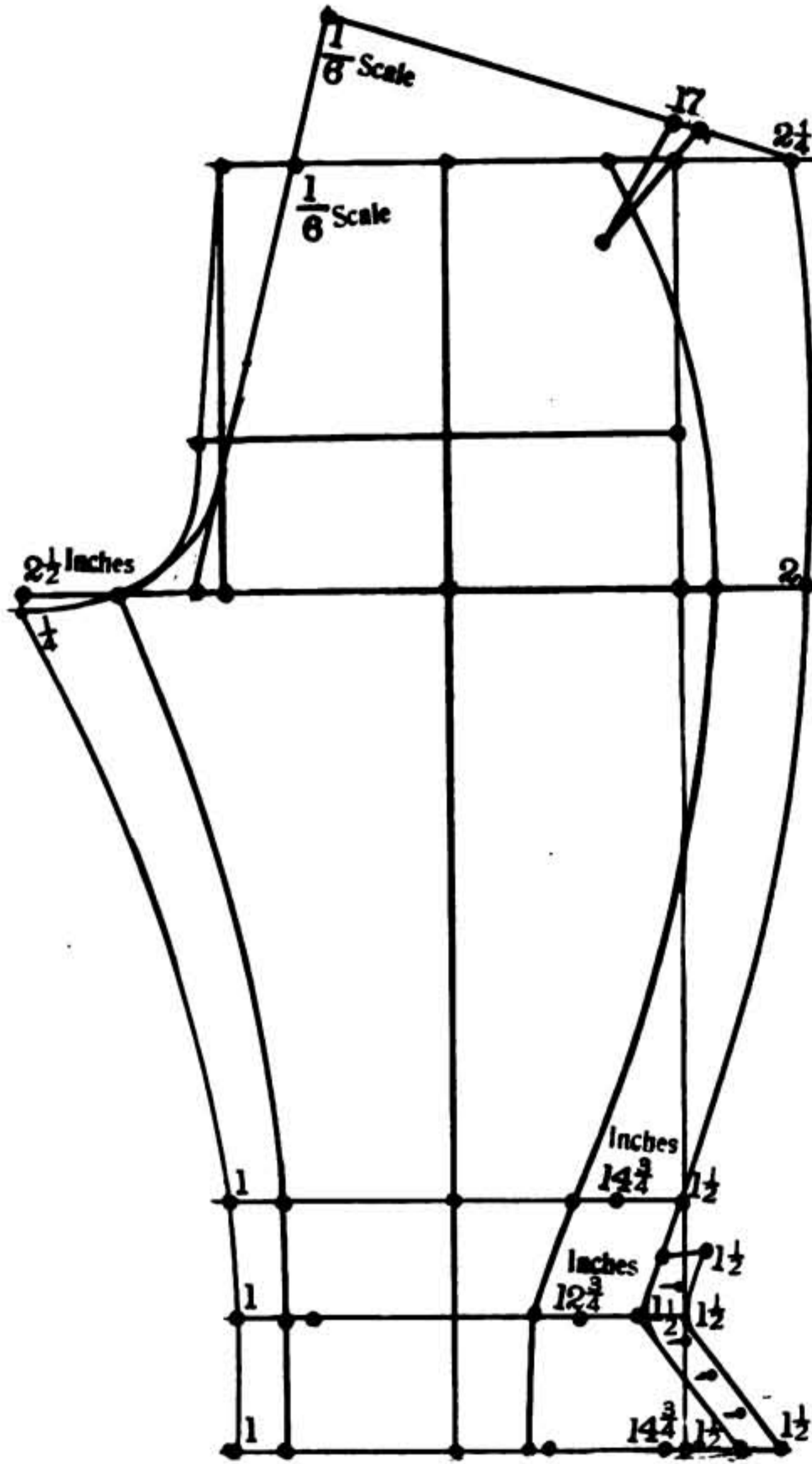


DIAGRAM No. 49.

Front and back of
Coachman's Livery Breeches.

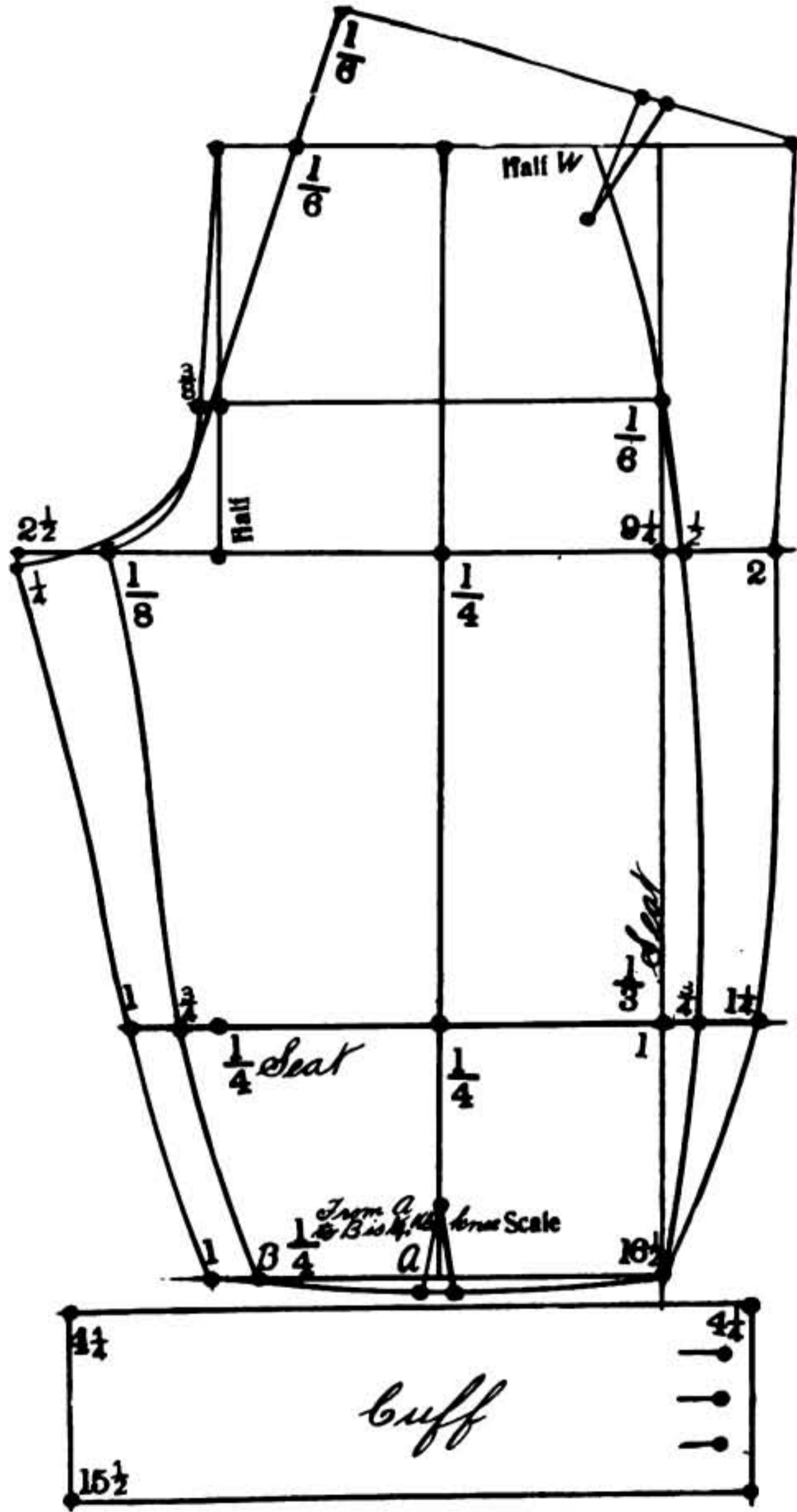


DIAGRAM No. 50.

Bicycle Pants with Cuffs.

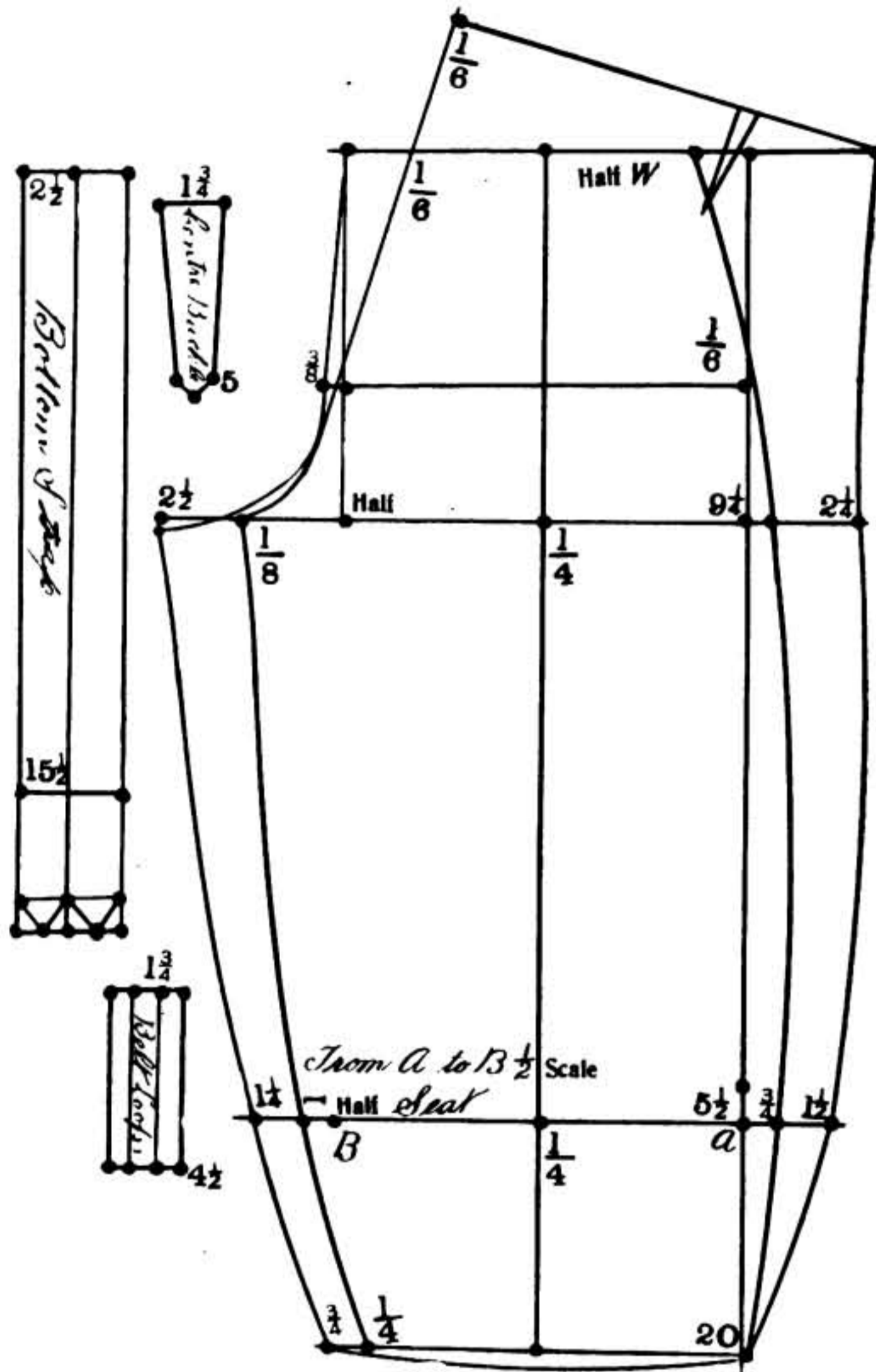


DIAGRAM No. 51.

Bicycle Pants with Straps.

PART FOUR.

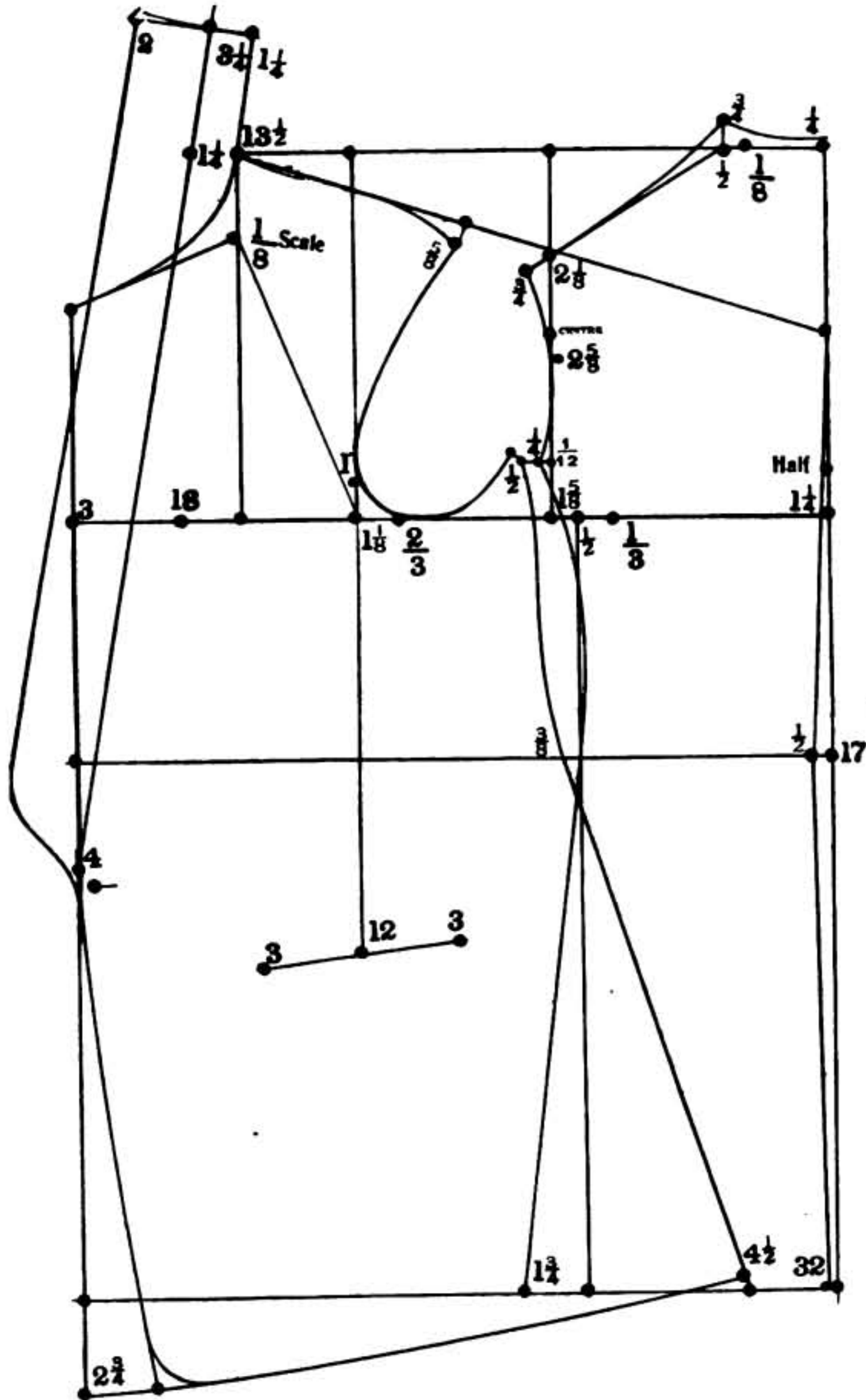


DIAGRAM No. 3.

. Tuxedo with Shawl Collar.

Drafted according to 36 breast, scale 18.

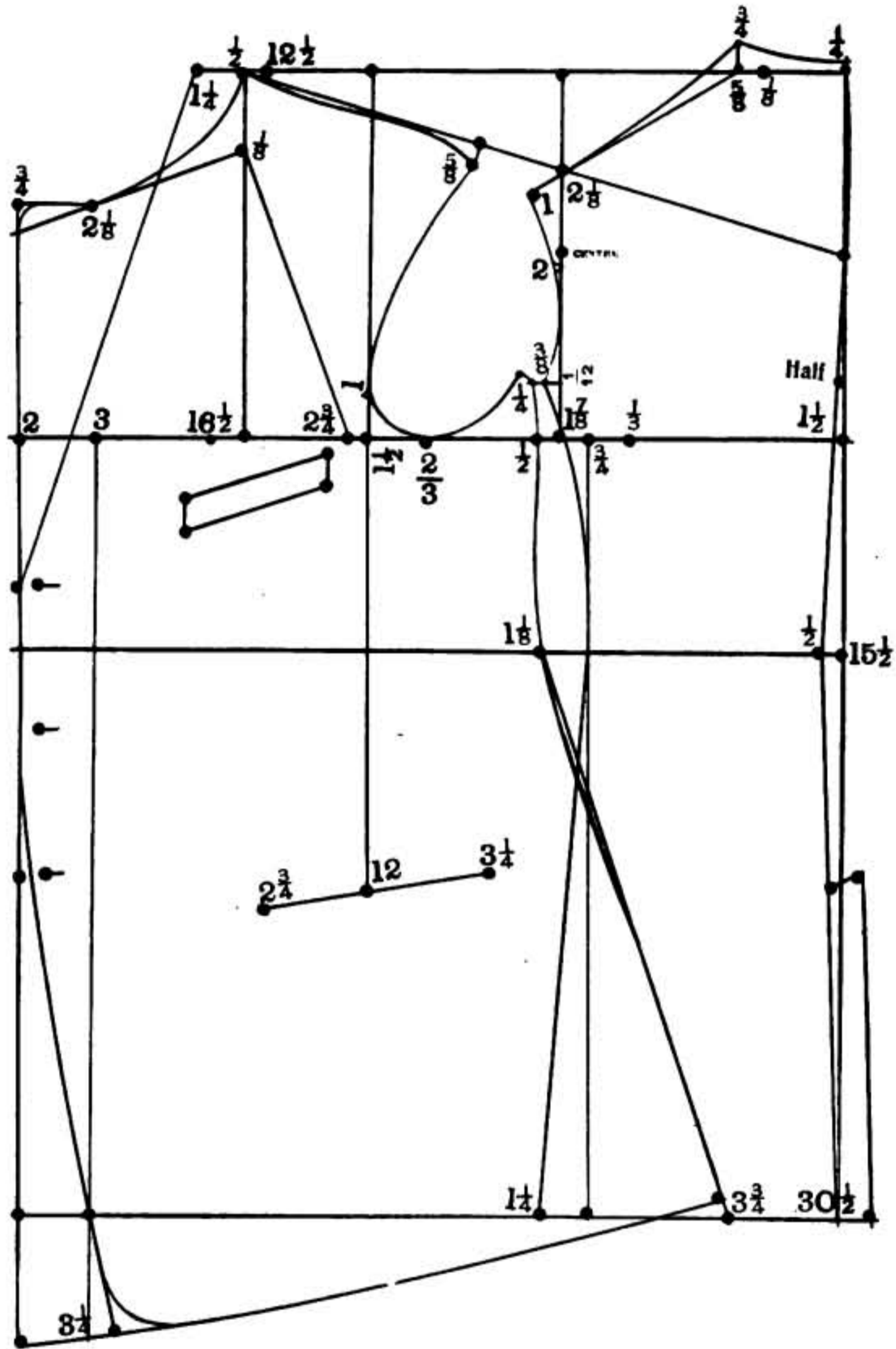


DIAGRAM No. 52.

Youth's single breasted Sack Coat, Size 17.

Drafted according to 33 breast, Scale $16\frac{1}{2}$.

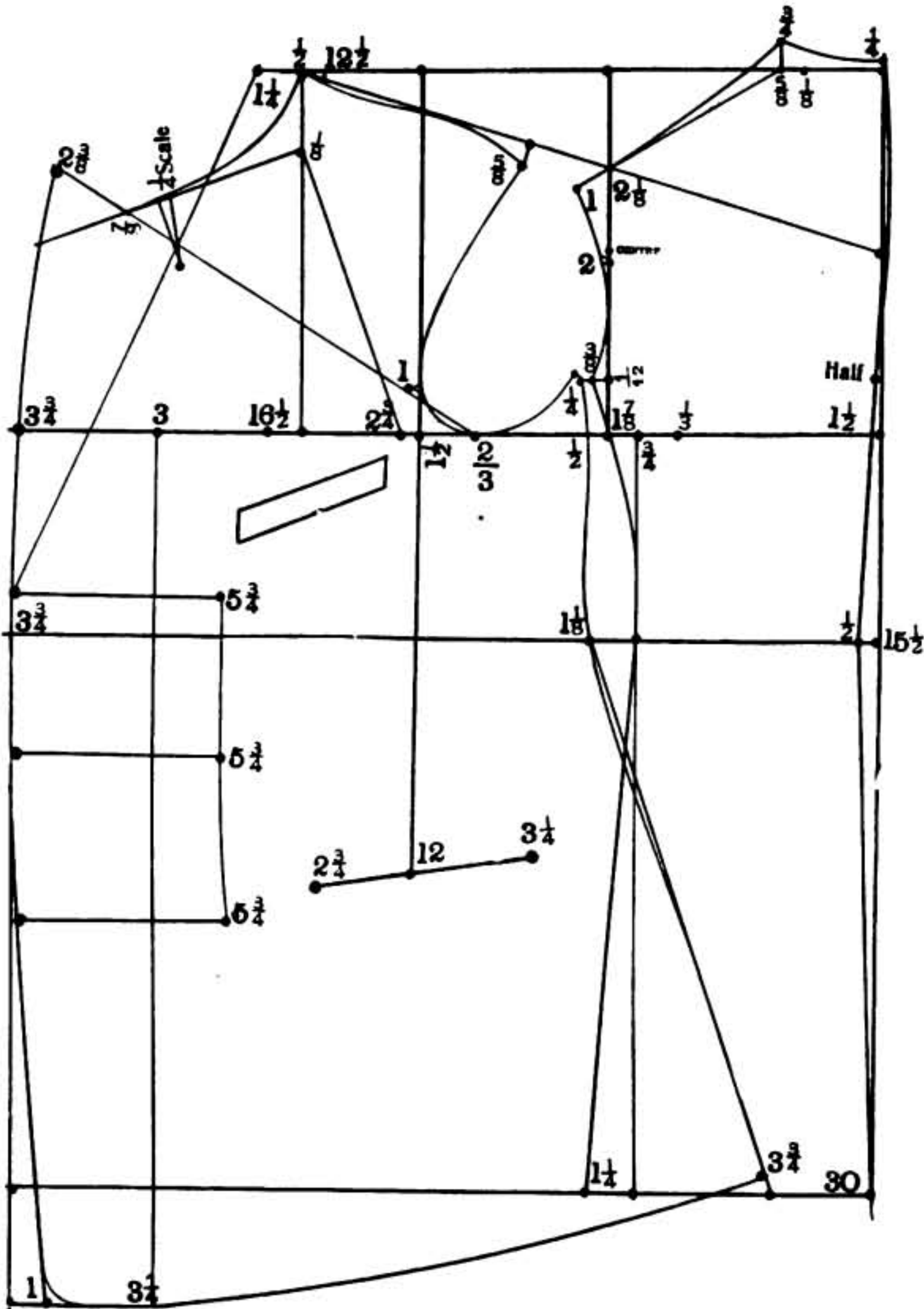


DIAGRAM No. 53.

Youth's Double Breasted Coat. Size 17.

Drafted according to 33 breast, scale $16\frac{1}{2}$.

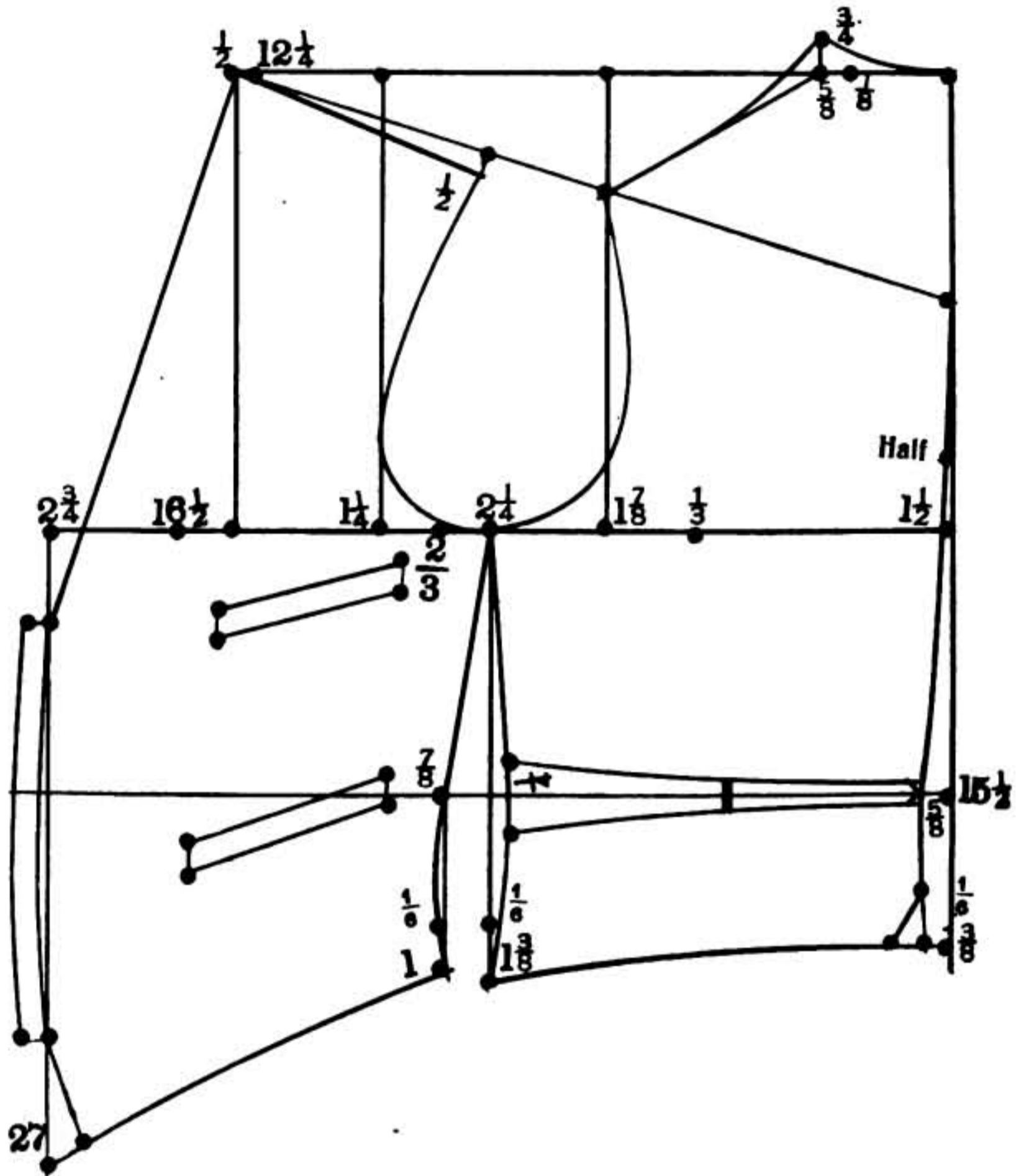


DIAGRAM No. 54.

Youth's Vest. Size 17.

Drafted according to 33 breast, scale $16\frac{1}{2}$.

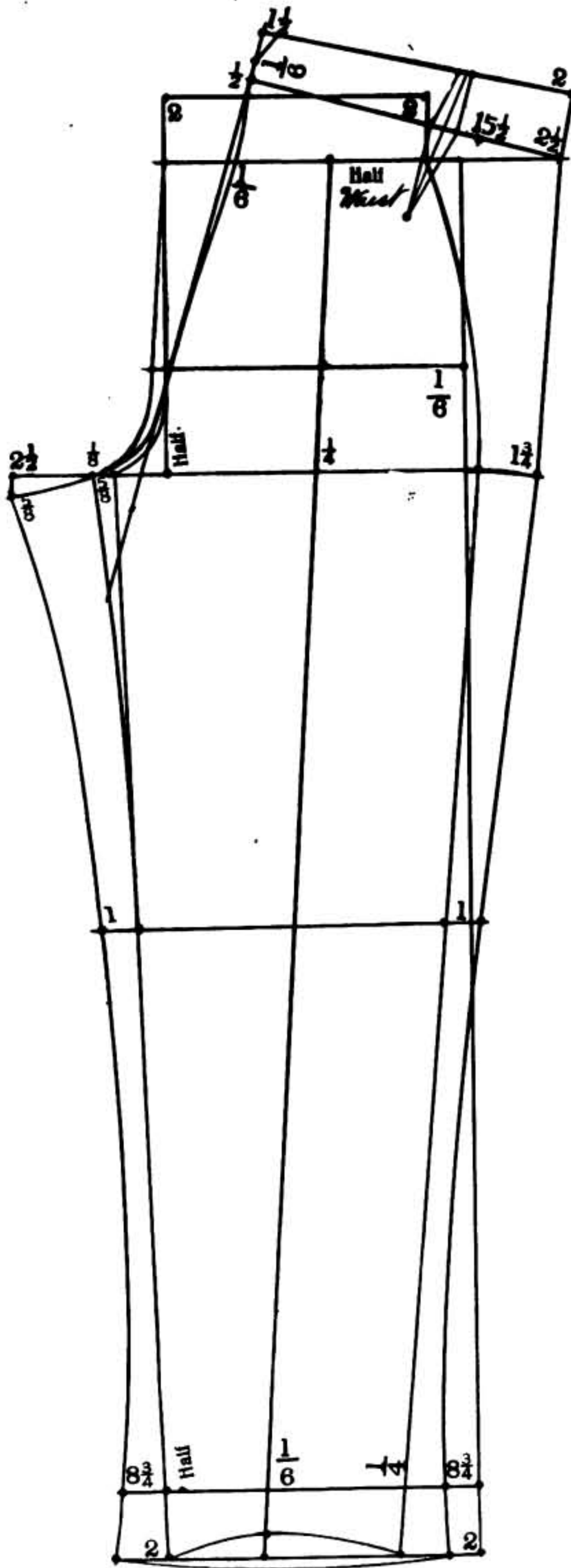


DIAGRAM No. 55.

Youth's Pants, Size 17.

MEASUREMENTS:

Outside Length	41	Seat	37
Inside Length	31	Knee	$18\frac{3}{4}$
Waist	31	Bottom	$15\frac{3}{4}$

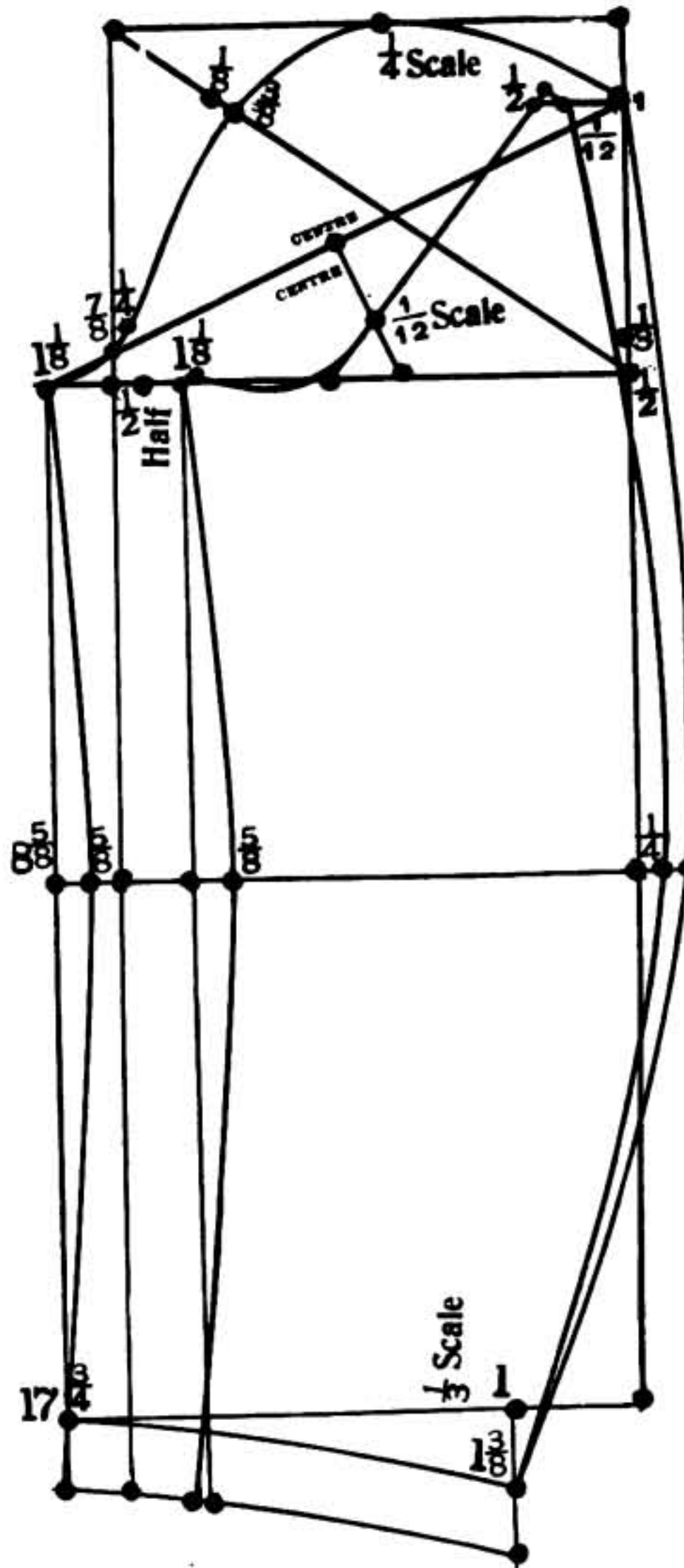


DIAGRAM No. 56.

Sleeve for Youth's Coat. Size 17.

Drafted according to 33 breast, Scale $17\frac{1}{2}$.

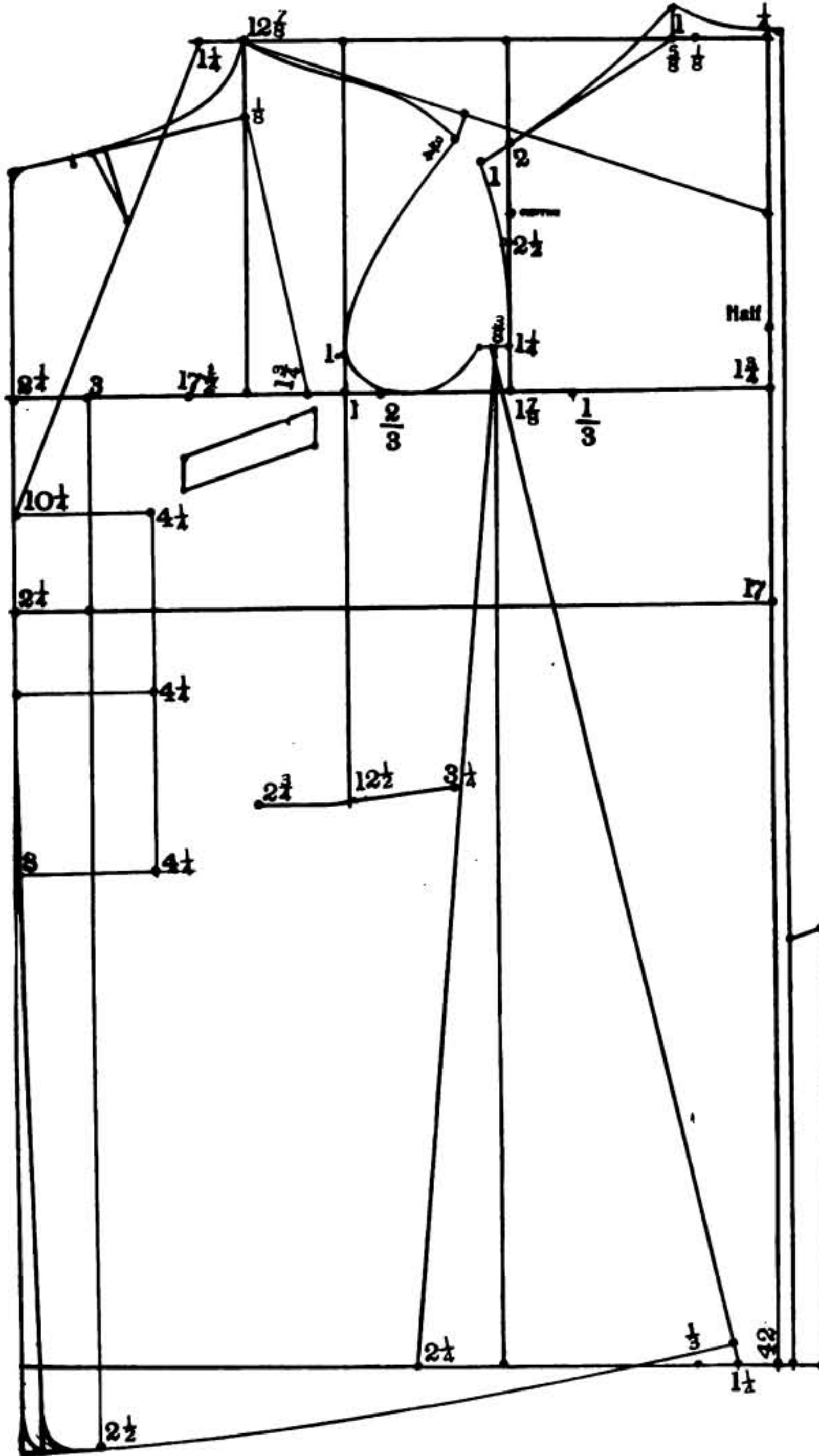


DIAGRAM No. 57.

Youth's Box Overcoat. Size 17. Breast 35.

Drafted according to 35 breast, scale $17\frac{1}{2}$.

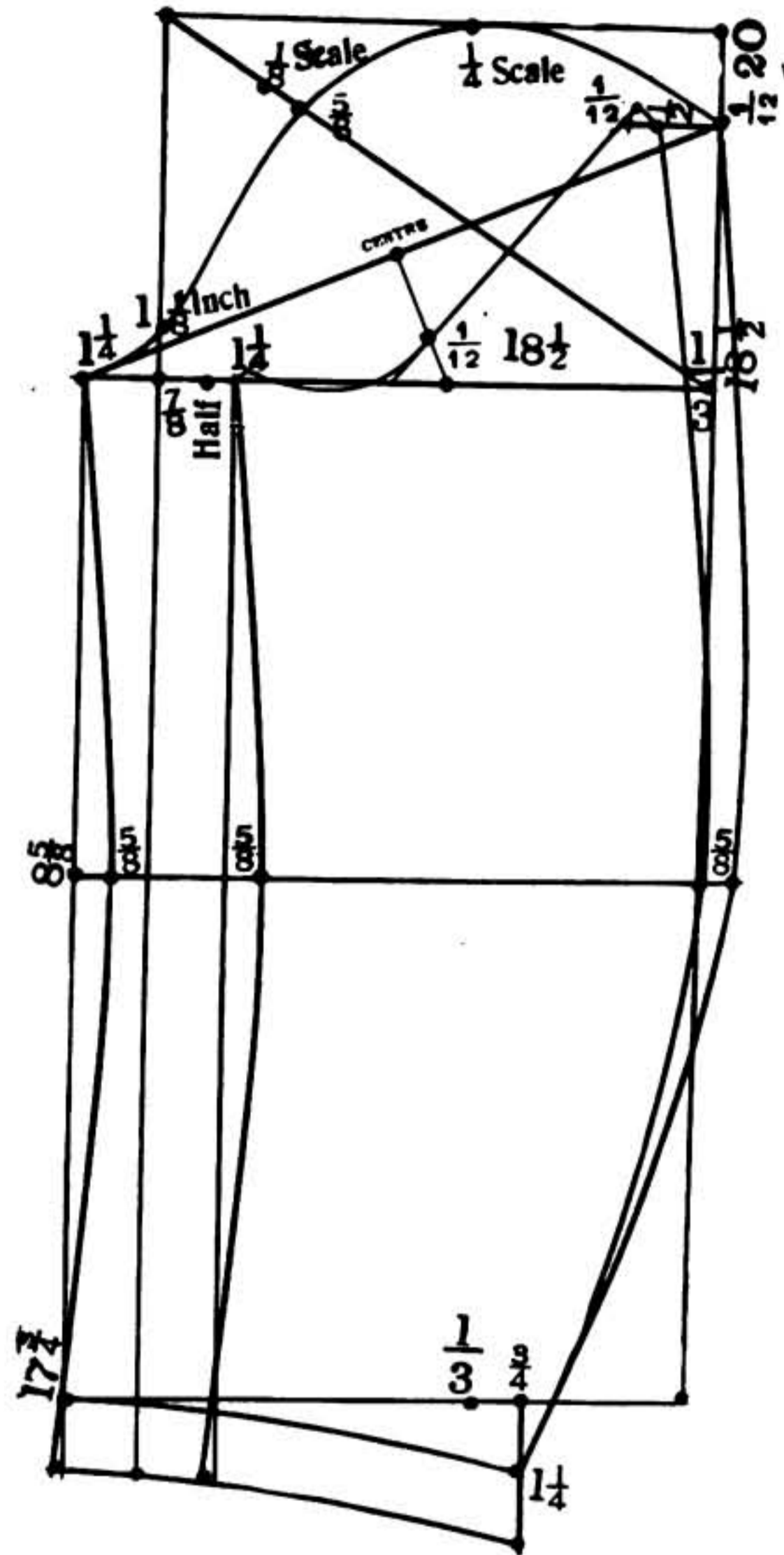


DIAGRAM No. 58.

Sleeve for Youth's Overcoat.

Drafted according to 35 breast, Scale $17\frac{1}{2}$.

Size 17. Breast 35.

PART FIVE.

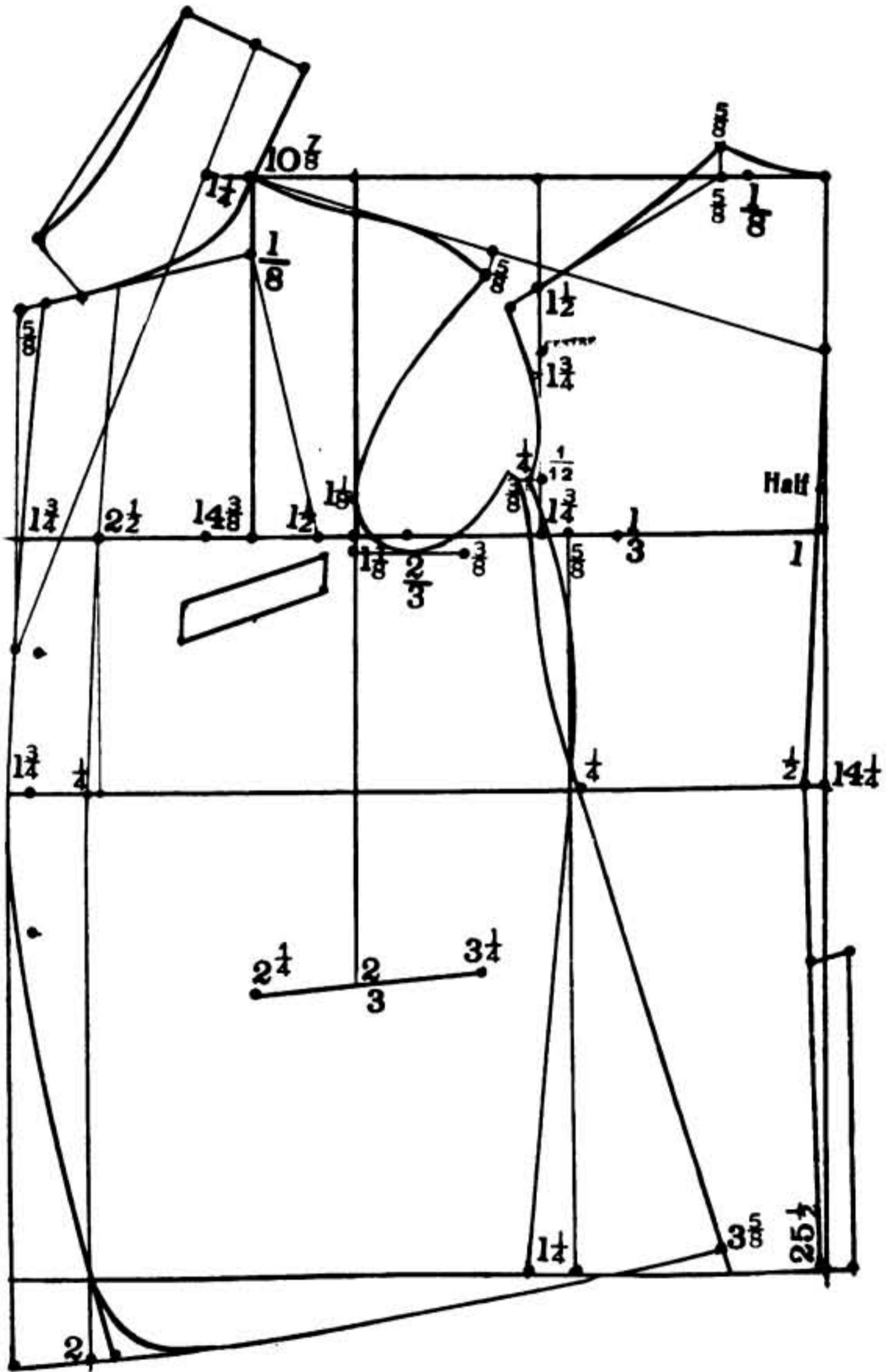


DIAGRAM No. 59.

Boy's three button, single breasted Sack Coat.

Size 12.

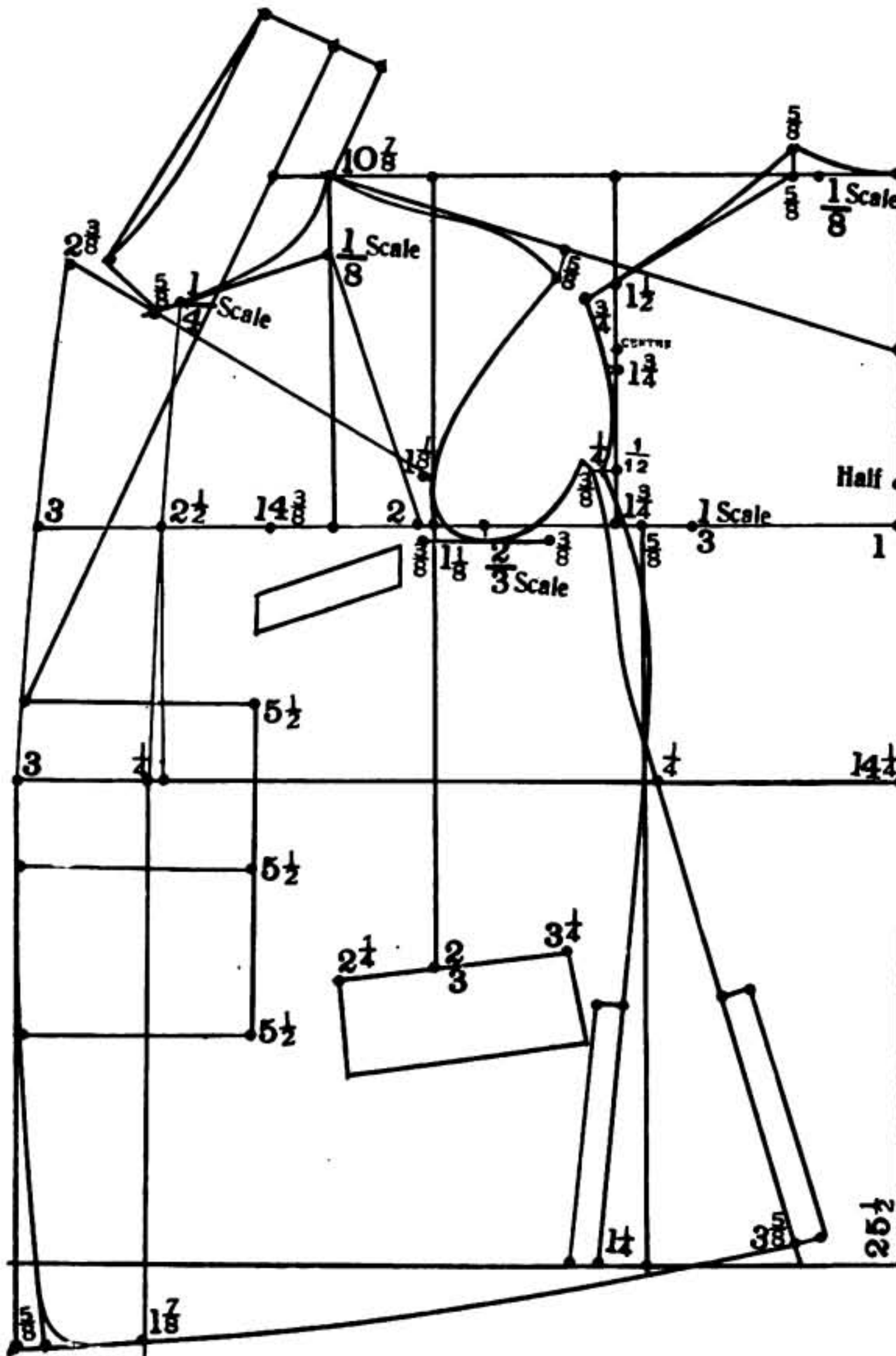


DIAGRAM No. 60.

Boy's three button, double breasted Coat.

Size 12.

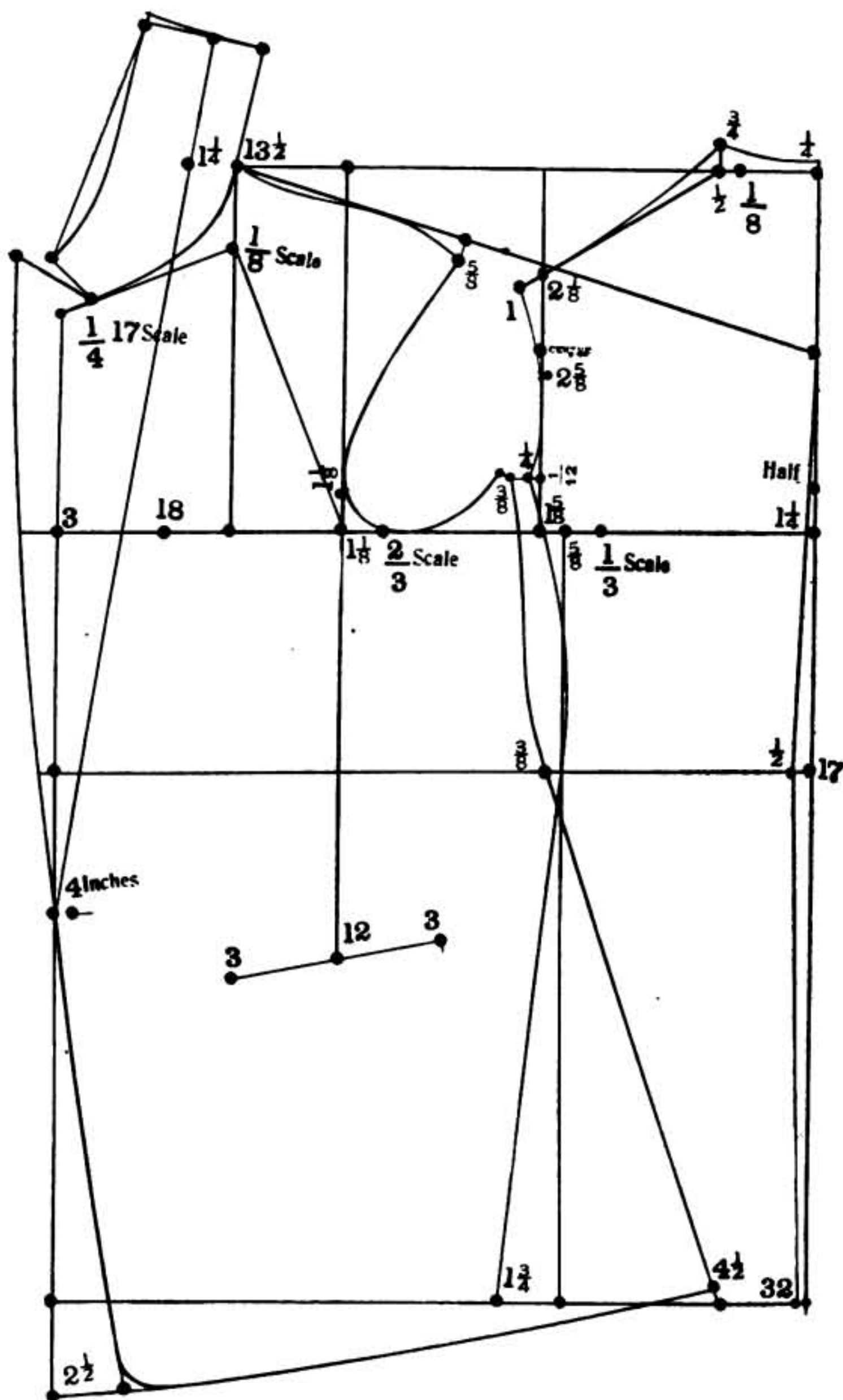


DIAGRAM No. 4.

Tuxedo with Peaked Lapels.

Drafted according to 36 breast, scale 18.

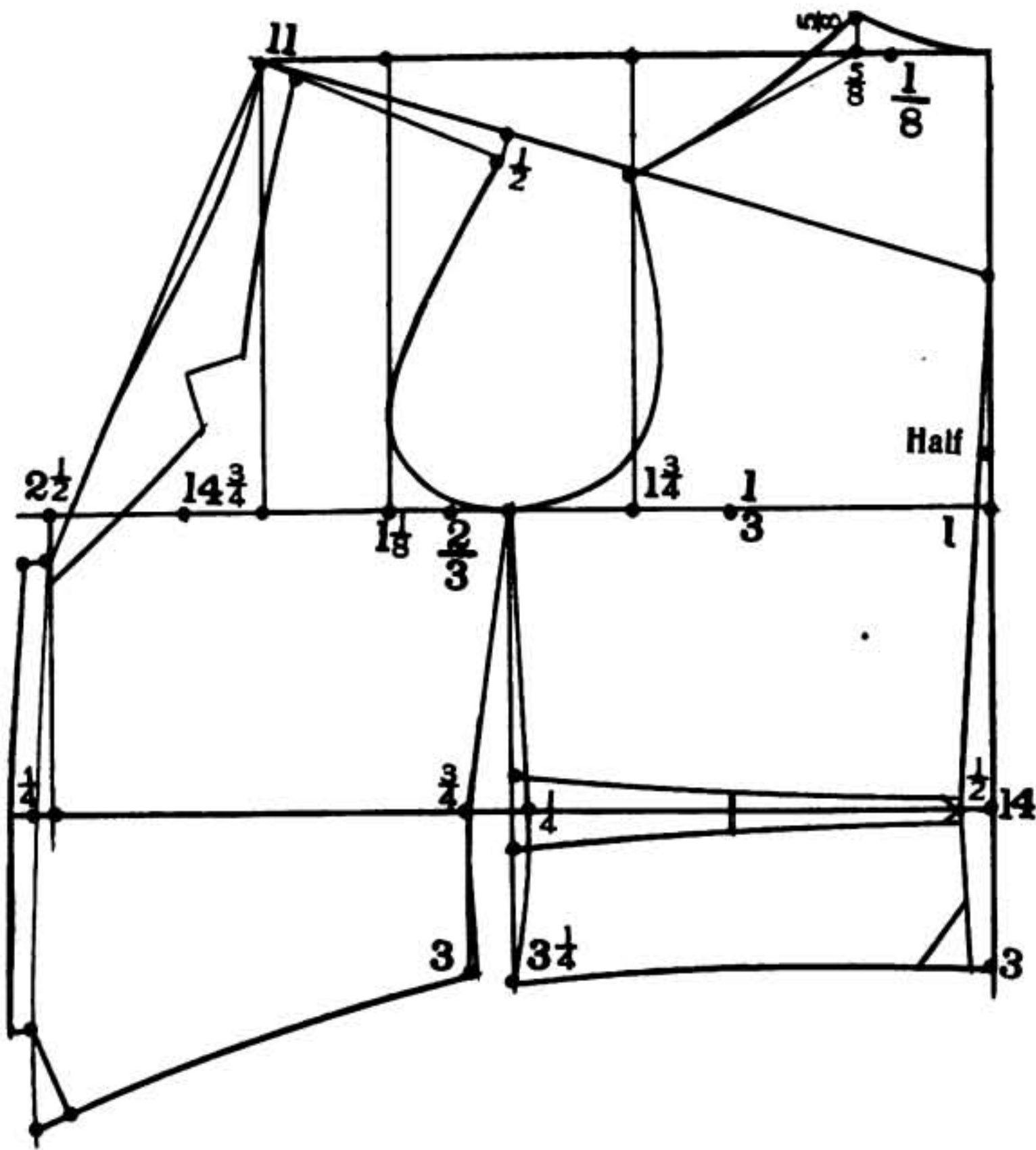


DIAGRAM No. 61.

Boys' Vest.

Size 12.

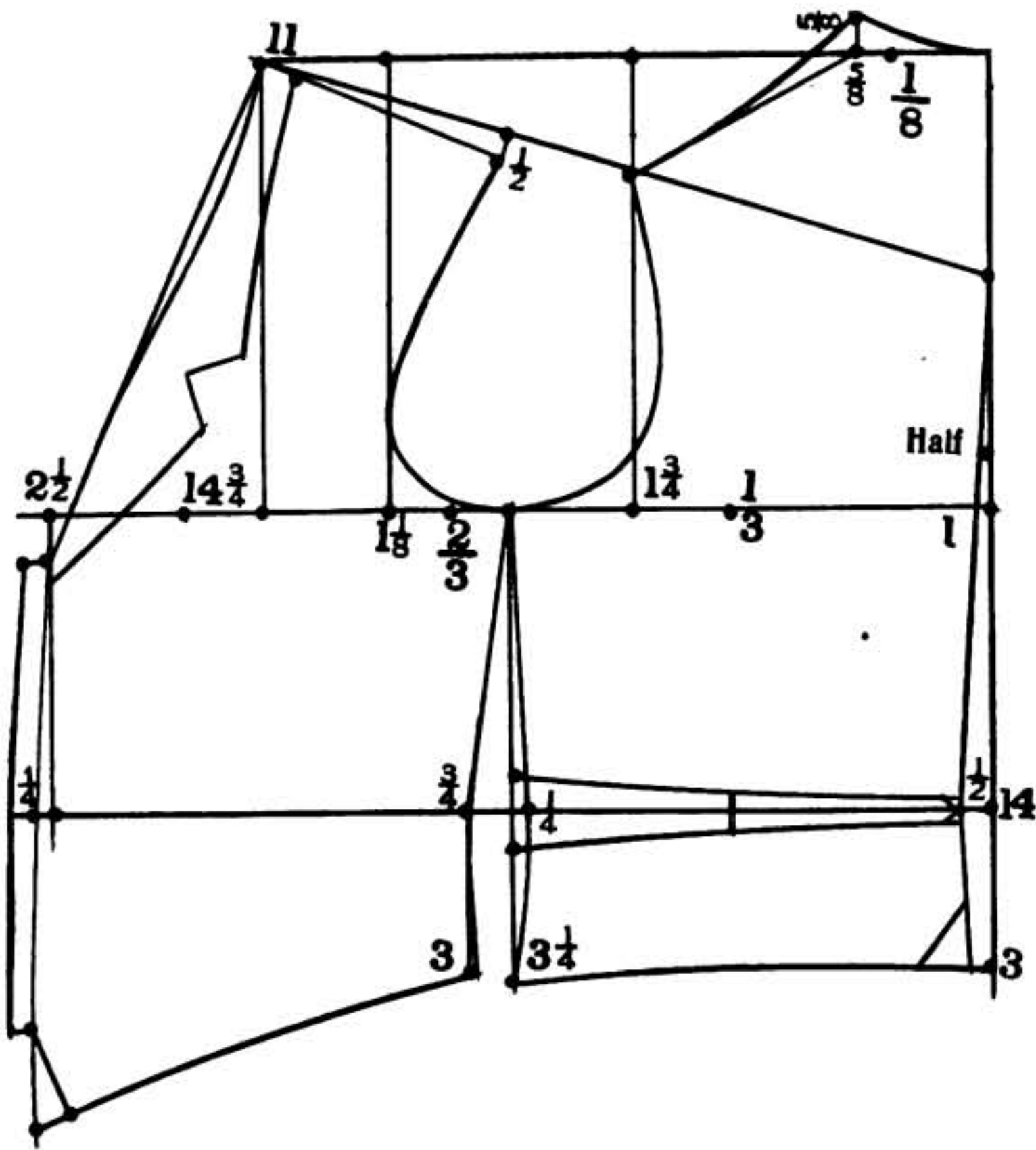


DIAGRAM No. 61.

Boys' Vest.

Size 12.

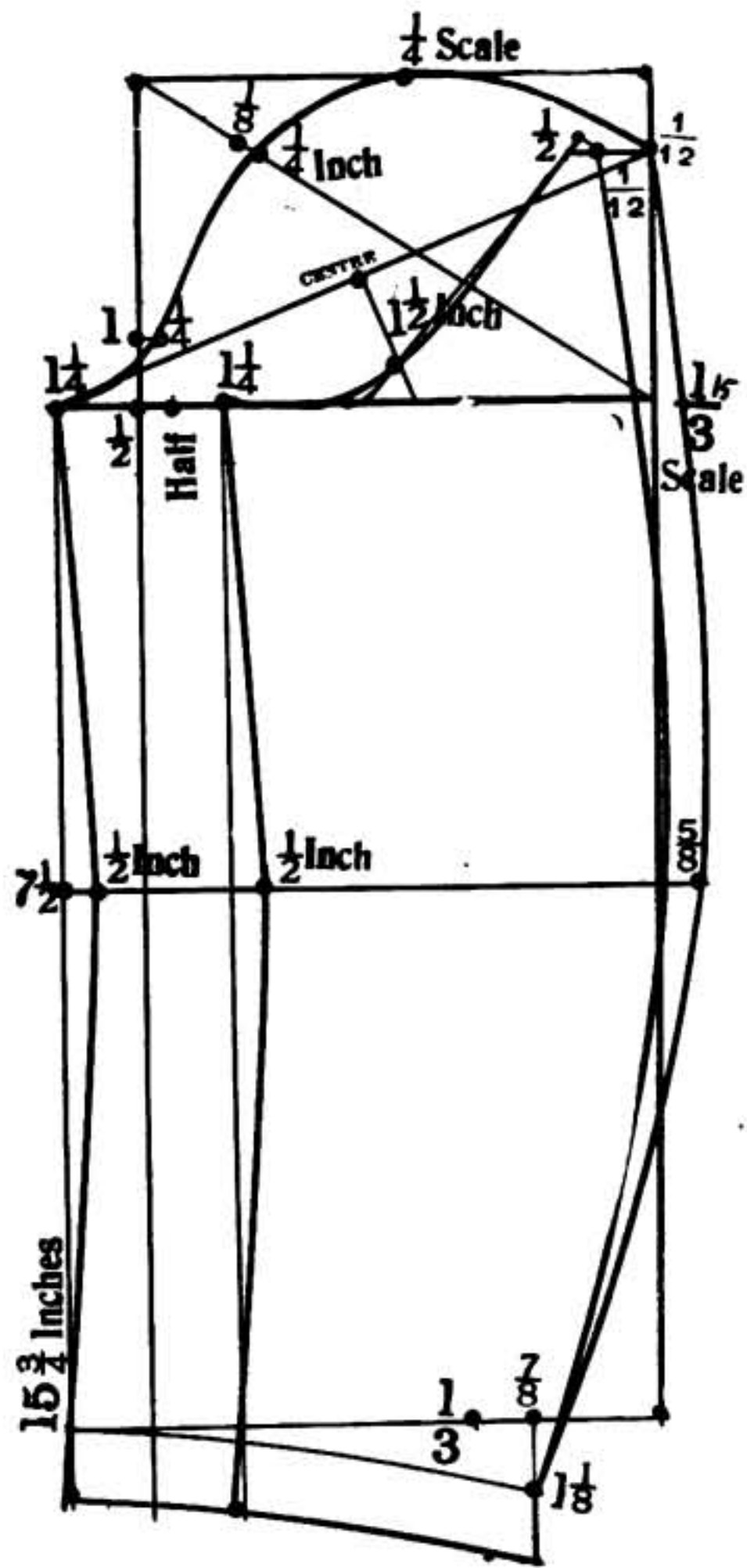


DIAGRAM No. 62.

Sleeve for Boys' Coat. Size 12.

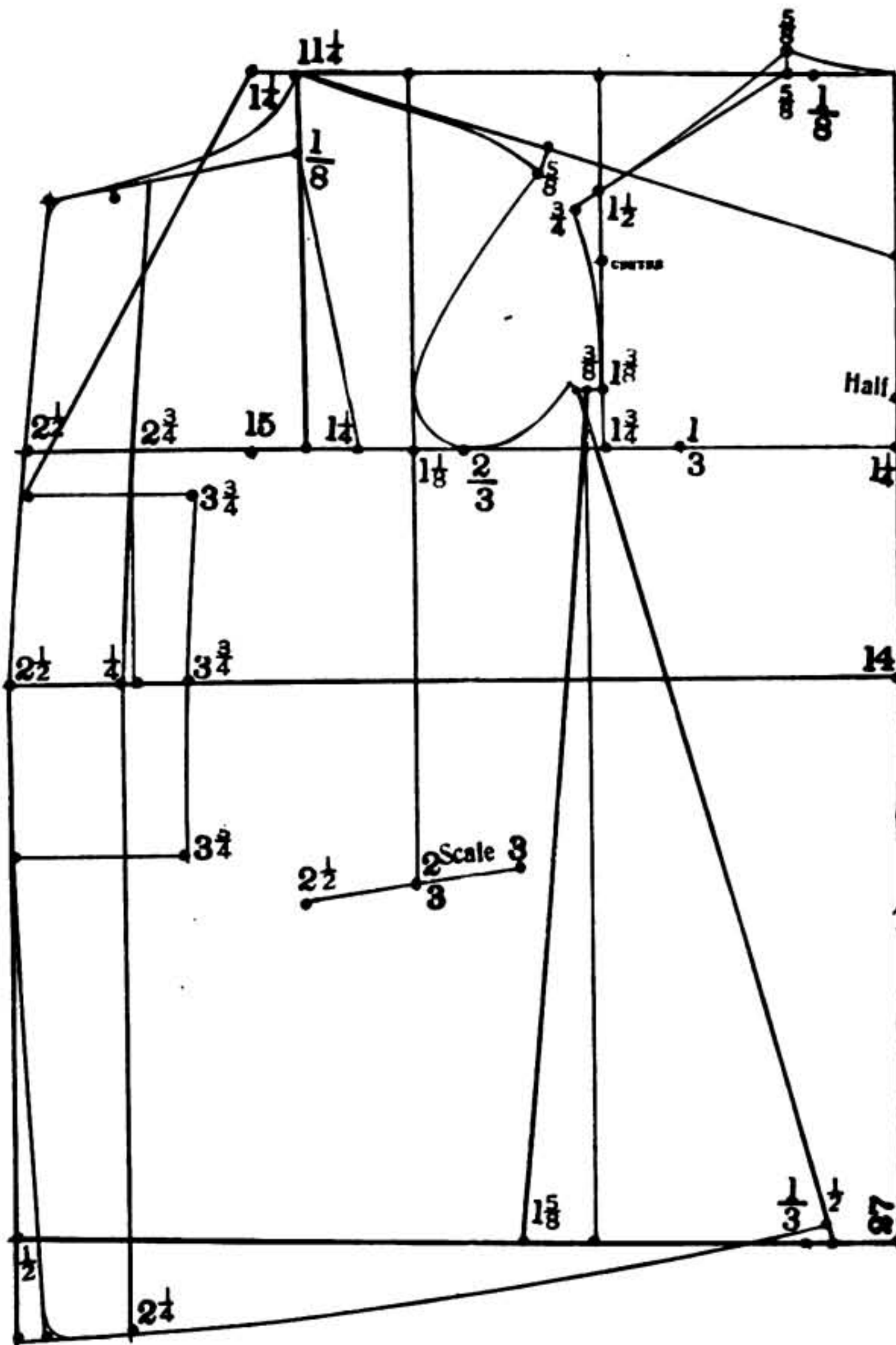


DIAGRAM No. 63.

Boys' Overcoat. (Short Box.) Size 12.

Drafted according to Scale 15. Breast 30

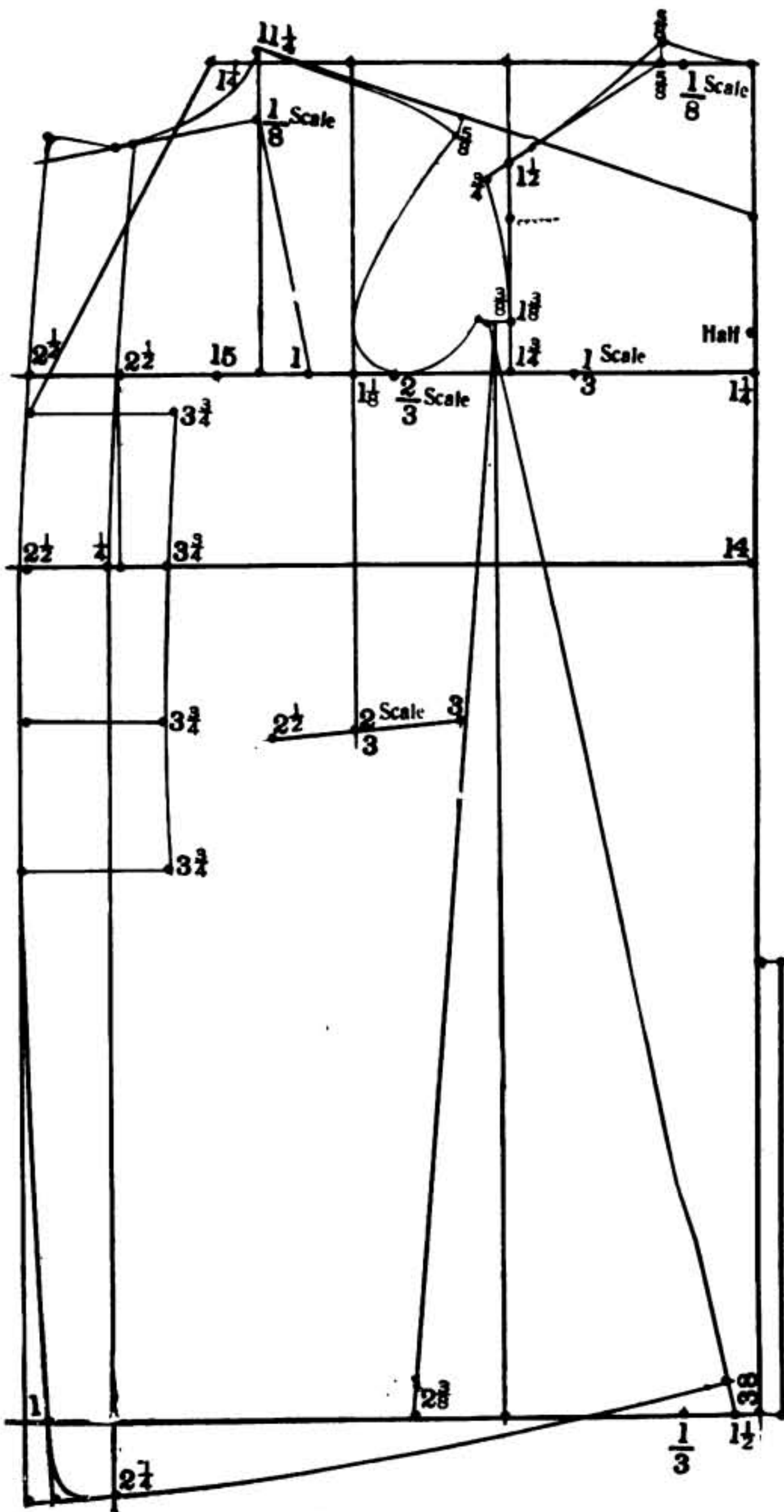


DIAGRAM No. 64.

Boys' Long Overcoat. (Box.) Size 12.

Drafted according to scale 15. Breast 30

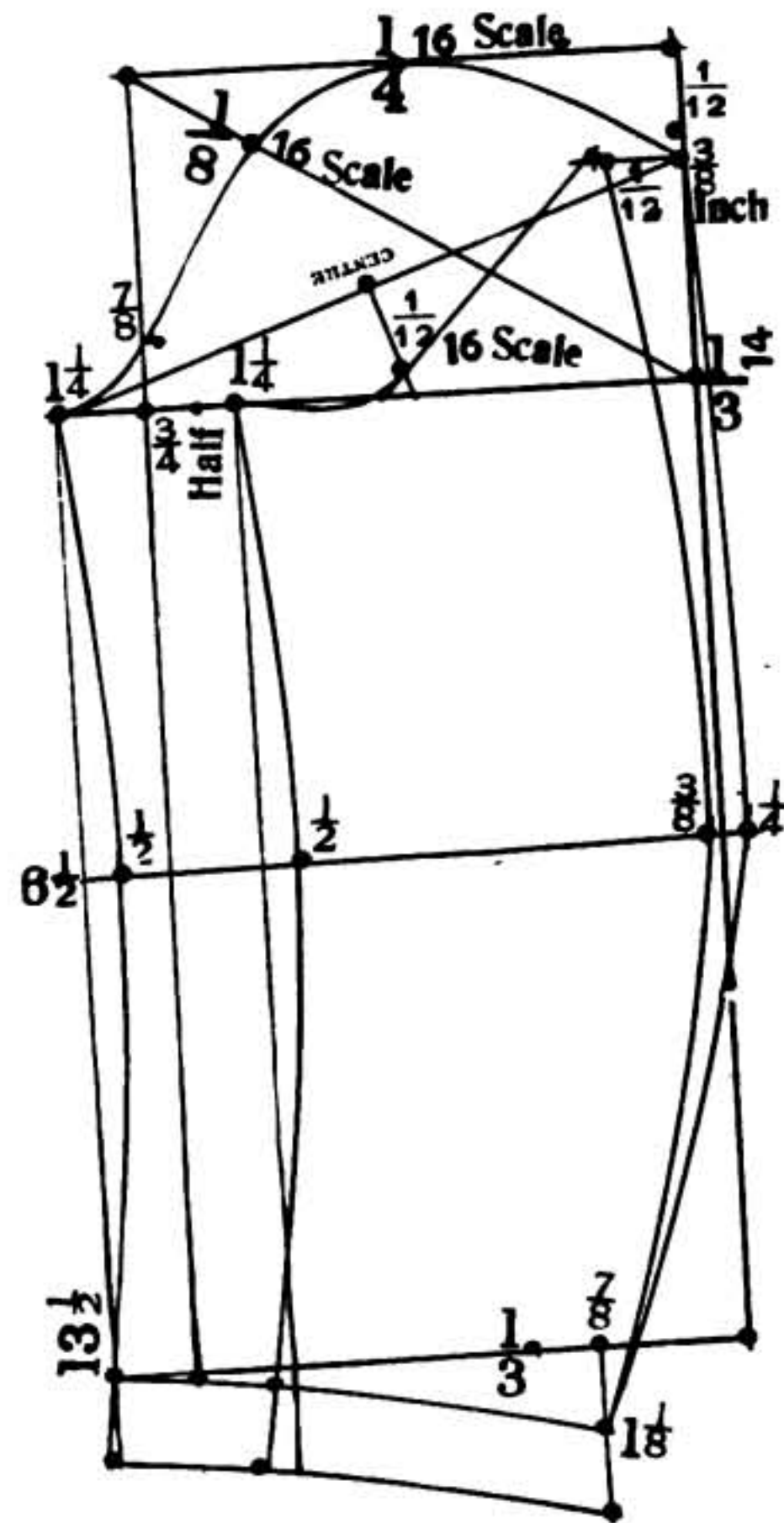


DIAGRAM No. 65.

Sleeve for Boys' Overcoat. Size 12.

Drafted by Scale 15.

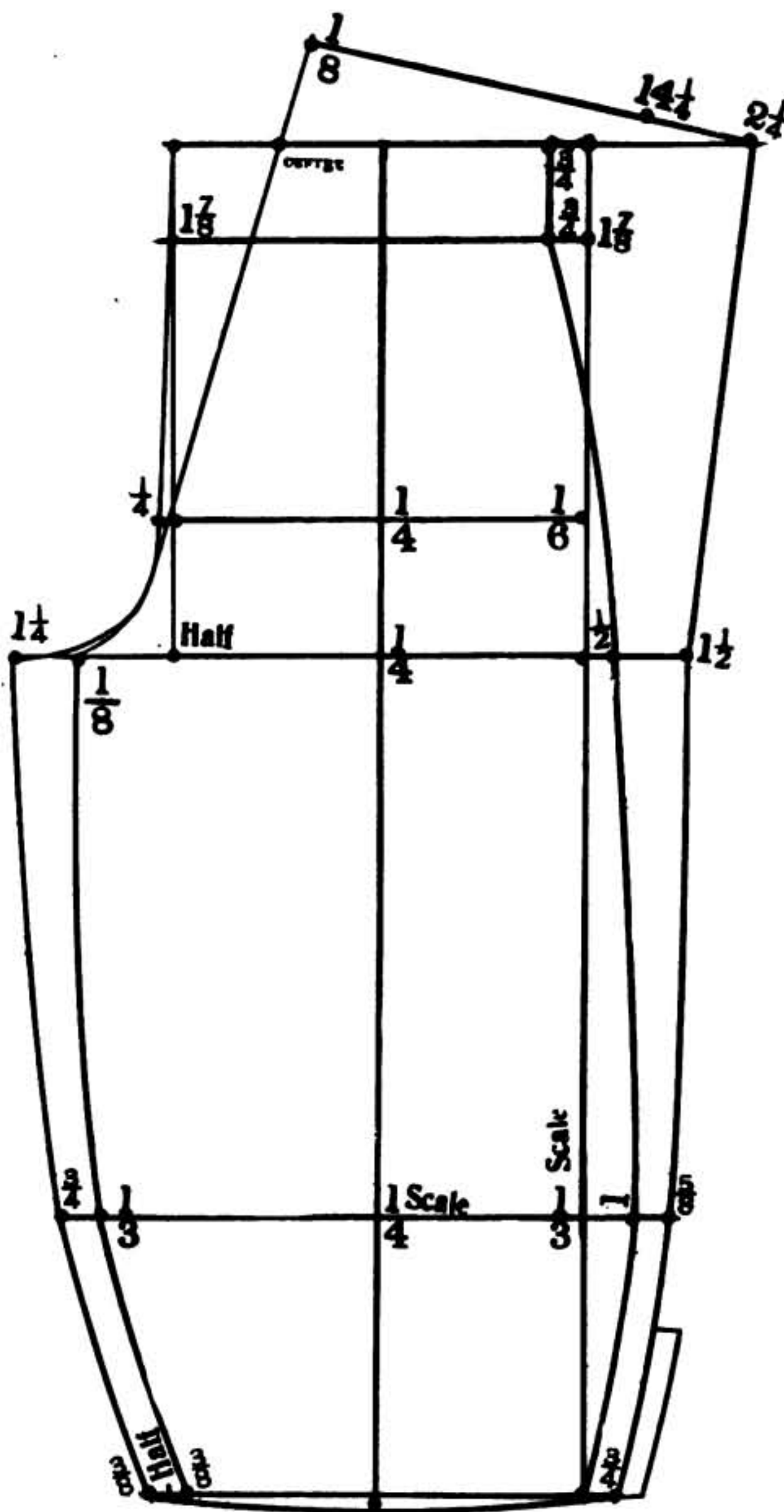


DIAGRAM No. 66.

Children's Knickerbockers.

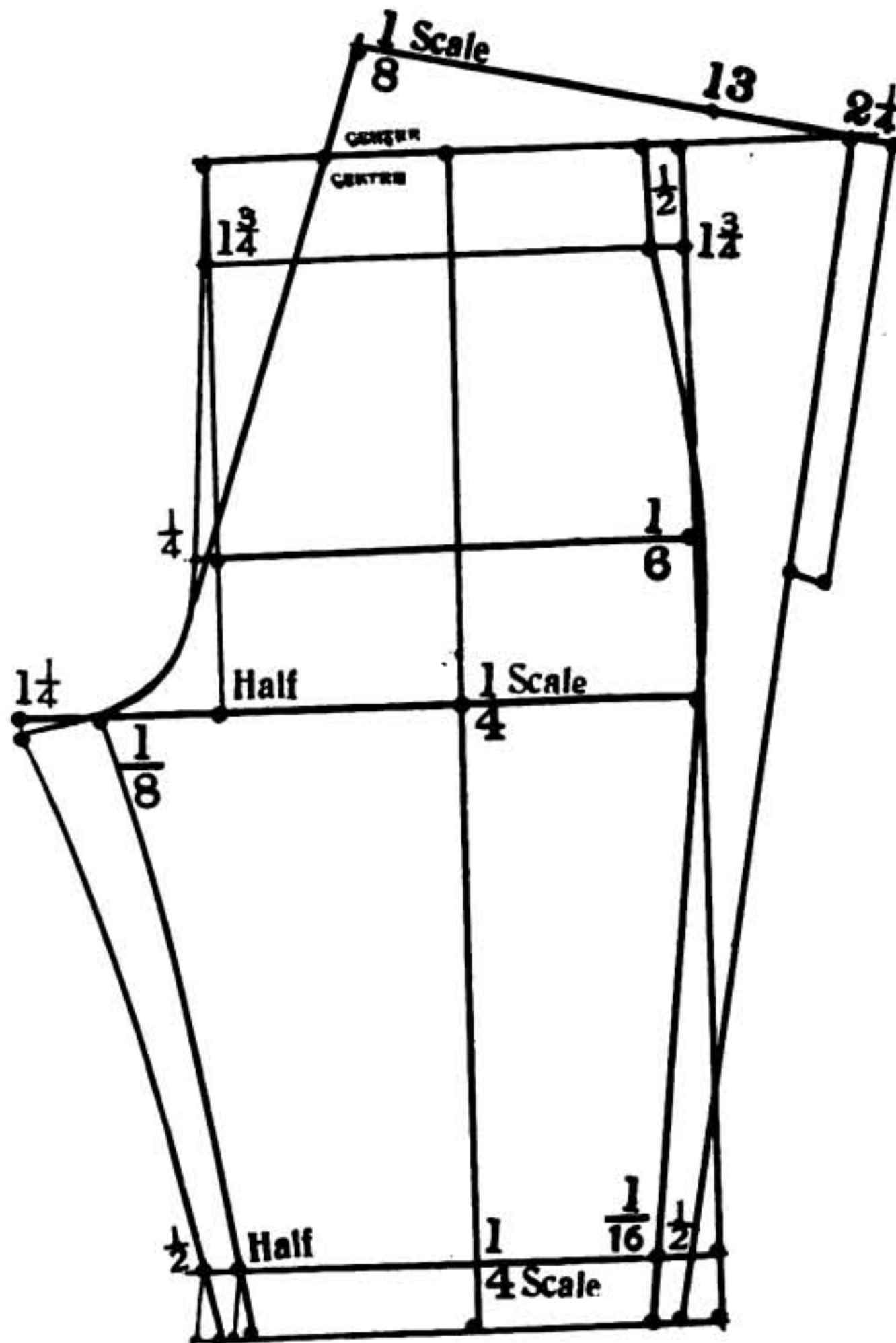
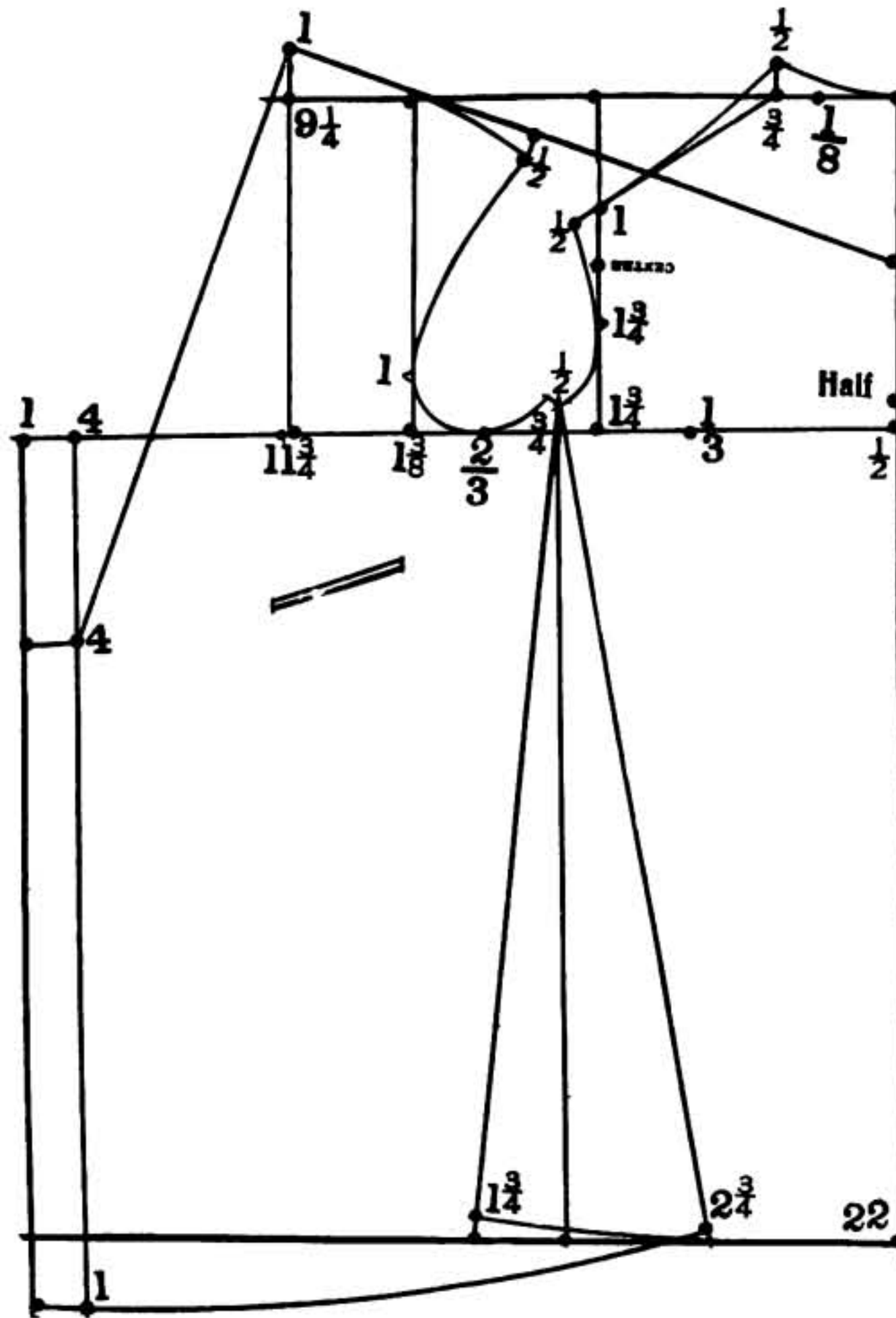


DIAGRAM No. 67.

Children's Knee Pants.

**DIAGRAM No. 68.**

Children's Sailor Blouse.

Single Breasted. Size 6.

Drafted according to $23\frac{1}{2}$ breast.

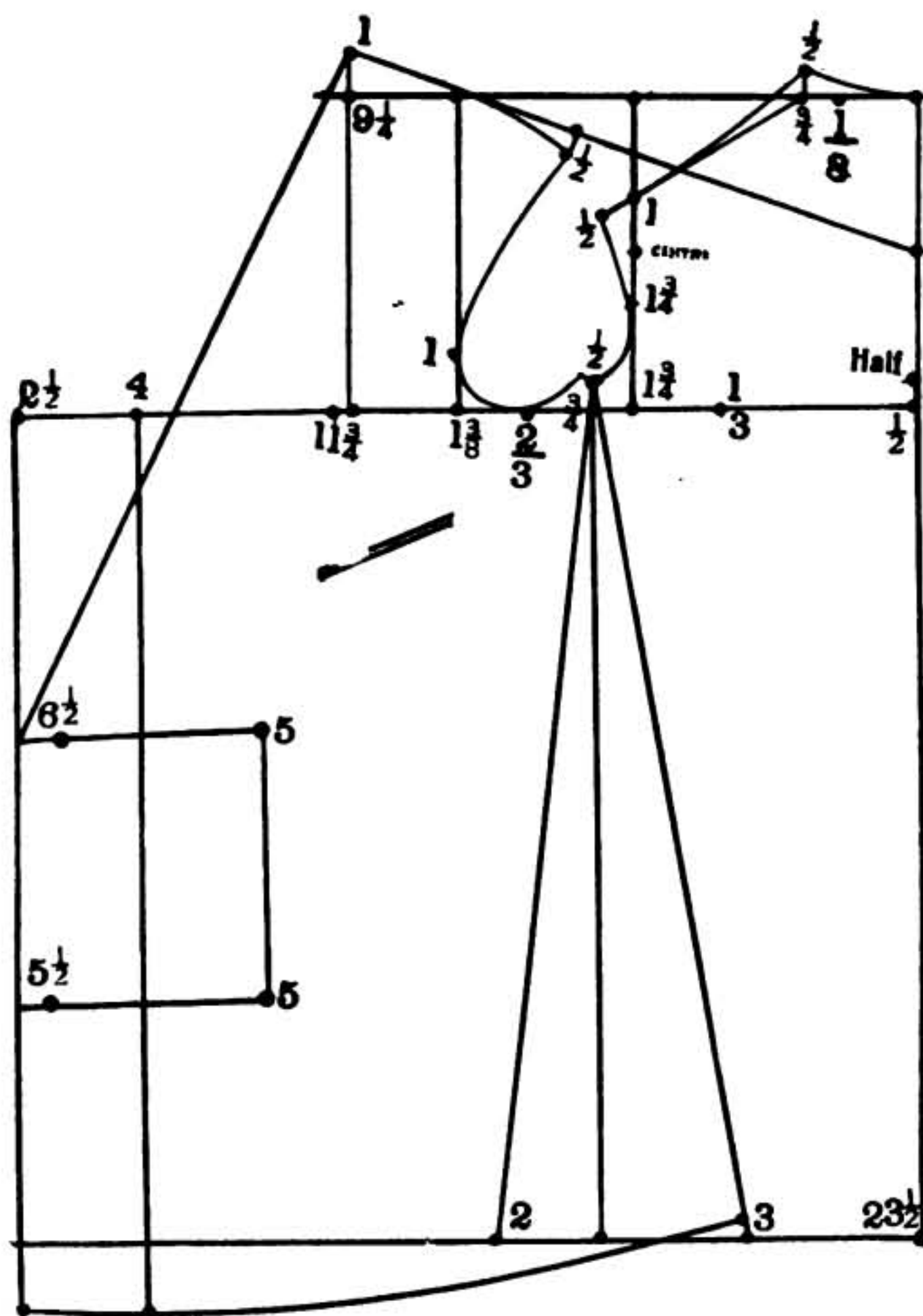


DIAGRAM No. 69.

Children's Sailor Blouse.

Double Breasted. Size 6.

Drafted according to $23\frac{1}{2}$ breast.

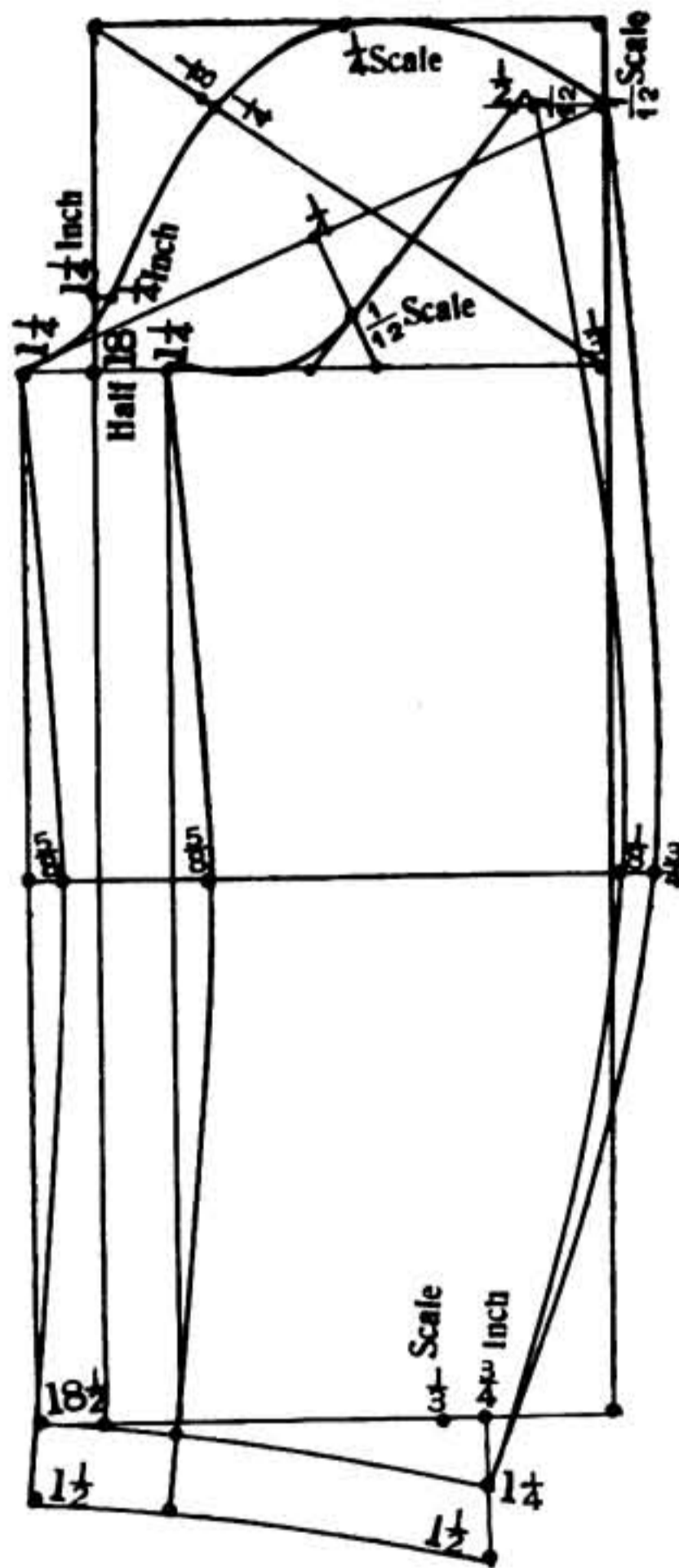


DIAGRAM No. 5.

Sack Coat Sleeve.

Drafted according to 36 breast scale 18.

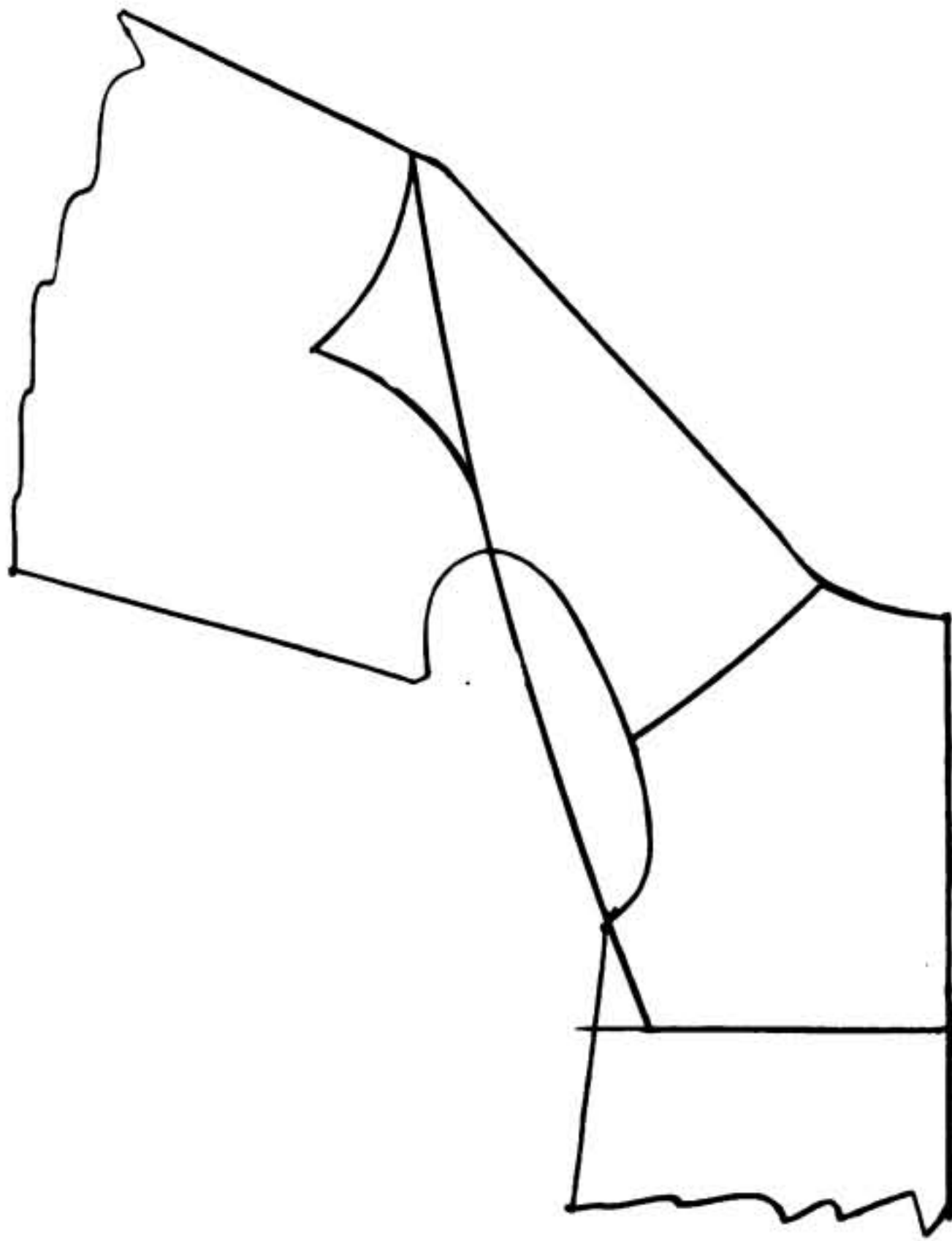


DIAGRAM No. 71.

This diagram clearly illustrates how a sailor collar is made.

It contains two different styles of sailor collars.

The collar is made by placing the front and back together, as above illustration, and then shape with chalk.

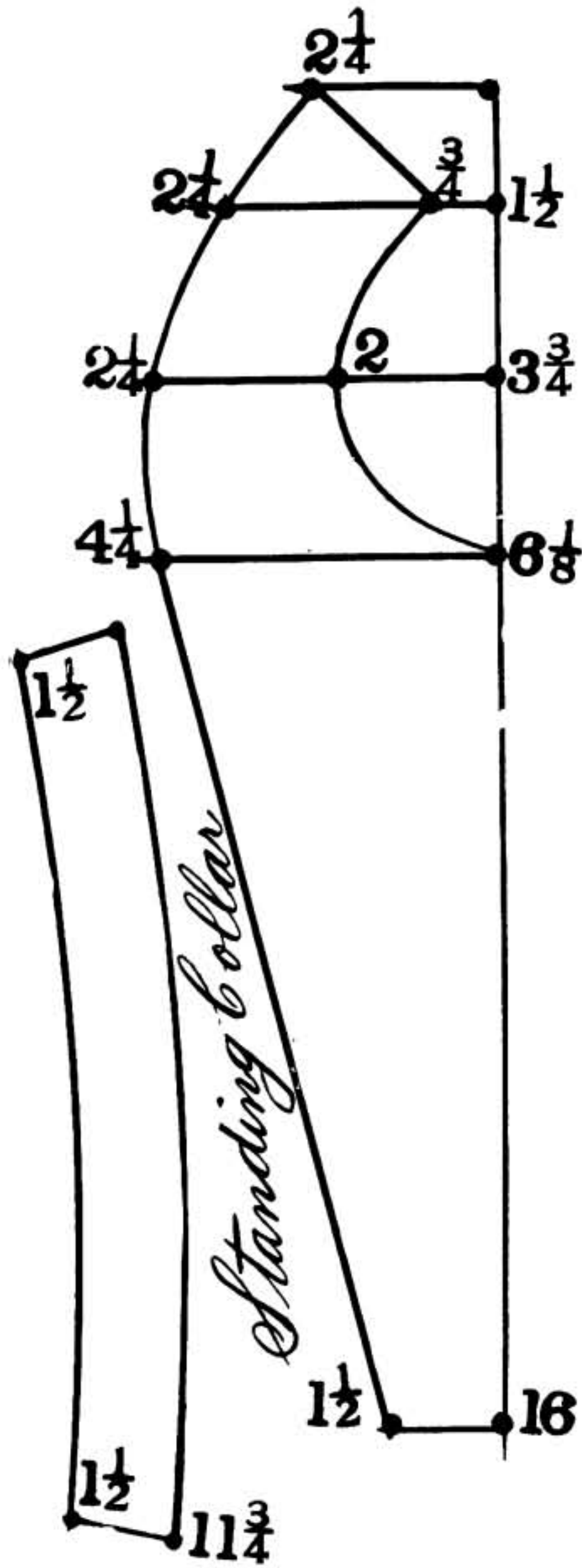


DIAGRAM No. 72.

This illustration contains both, a shield and standing collar. Both are size 6.

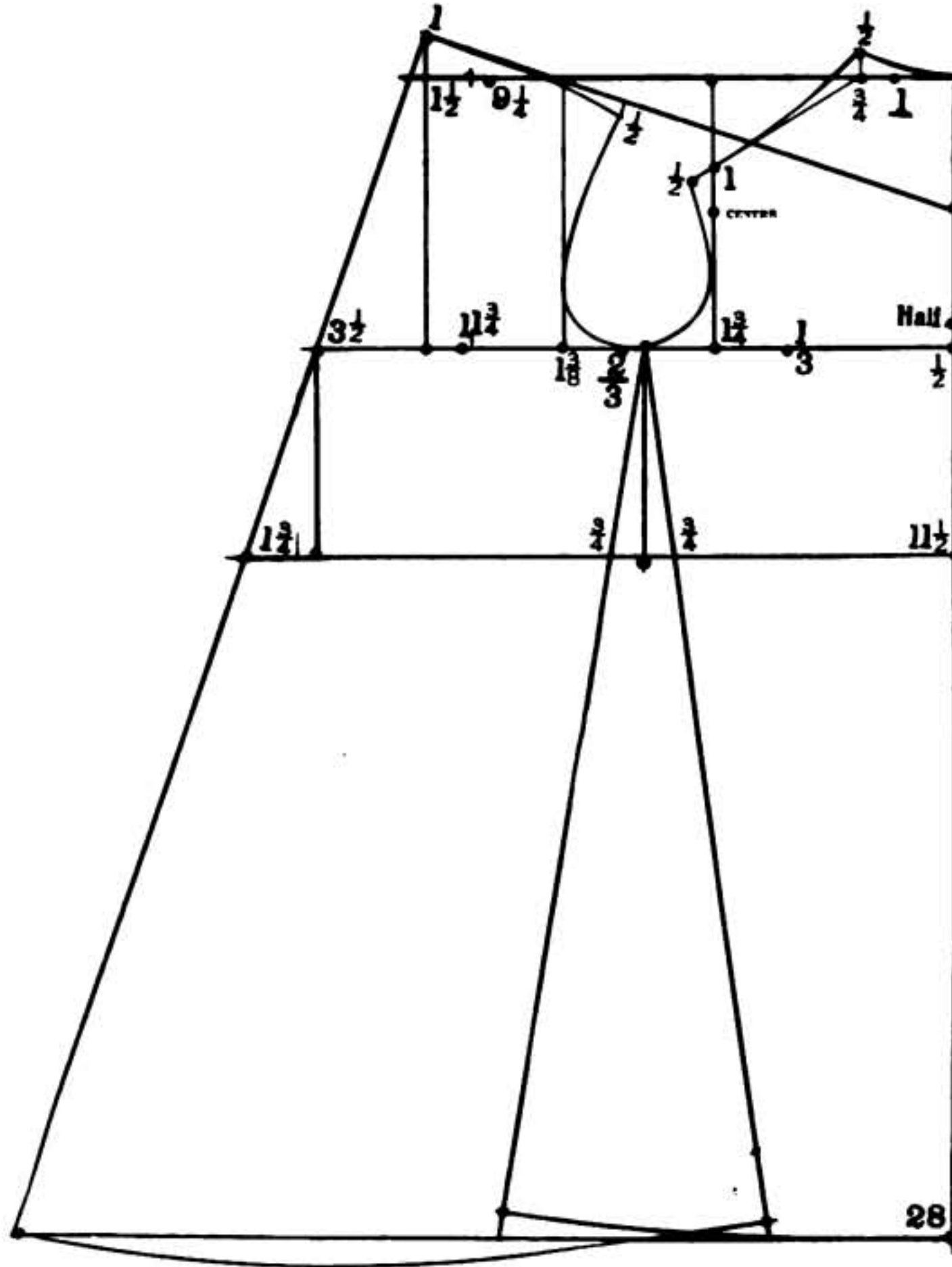


DIAGRAM No. 73.

Russian Blouse.

Size 17.

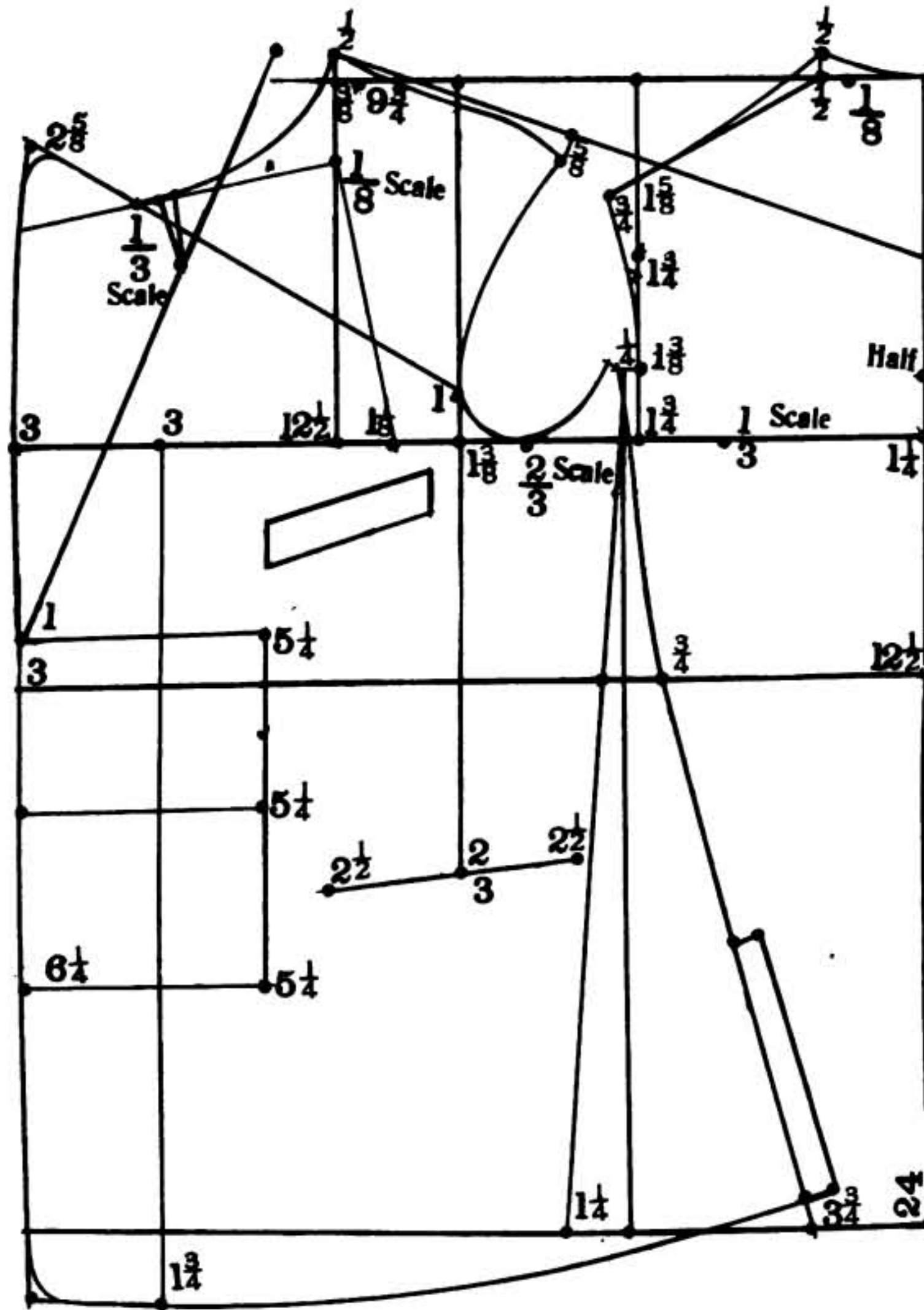


DIAGRAM No. 75.

Children's Reefer.

Size 6.

Breast 25.

Drafted according to 25 breast, Scale $12\frac{1}{2}$.

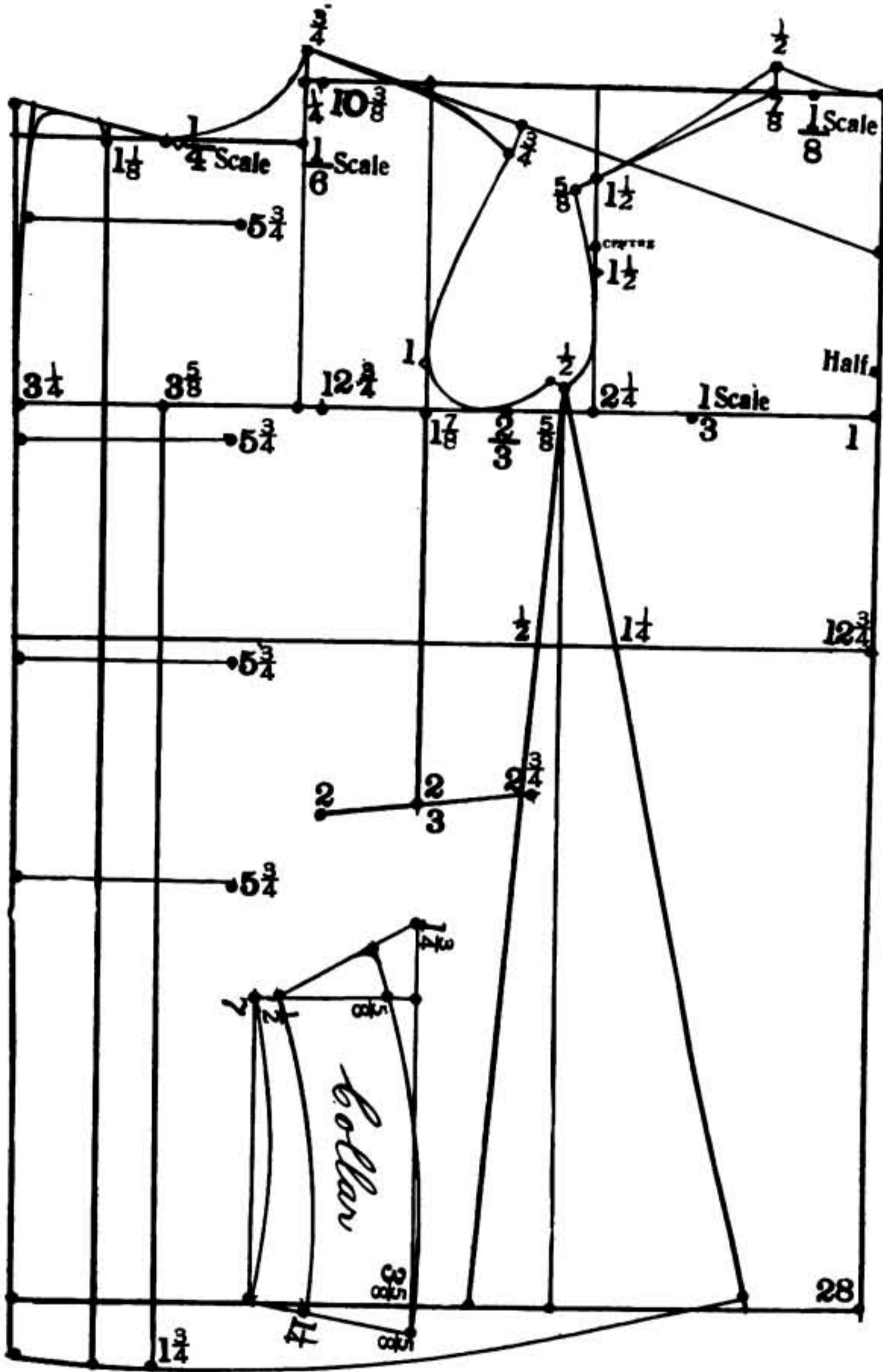


DIAGRAM No. 76.

Russian Overcoat.

Size 6.

Drafted according to scale $12\frac{3}{4}$.

Breast $25\frac{1}{2}$.

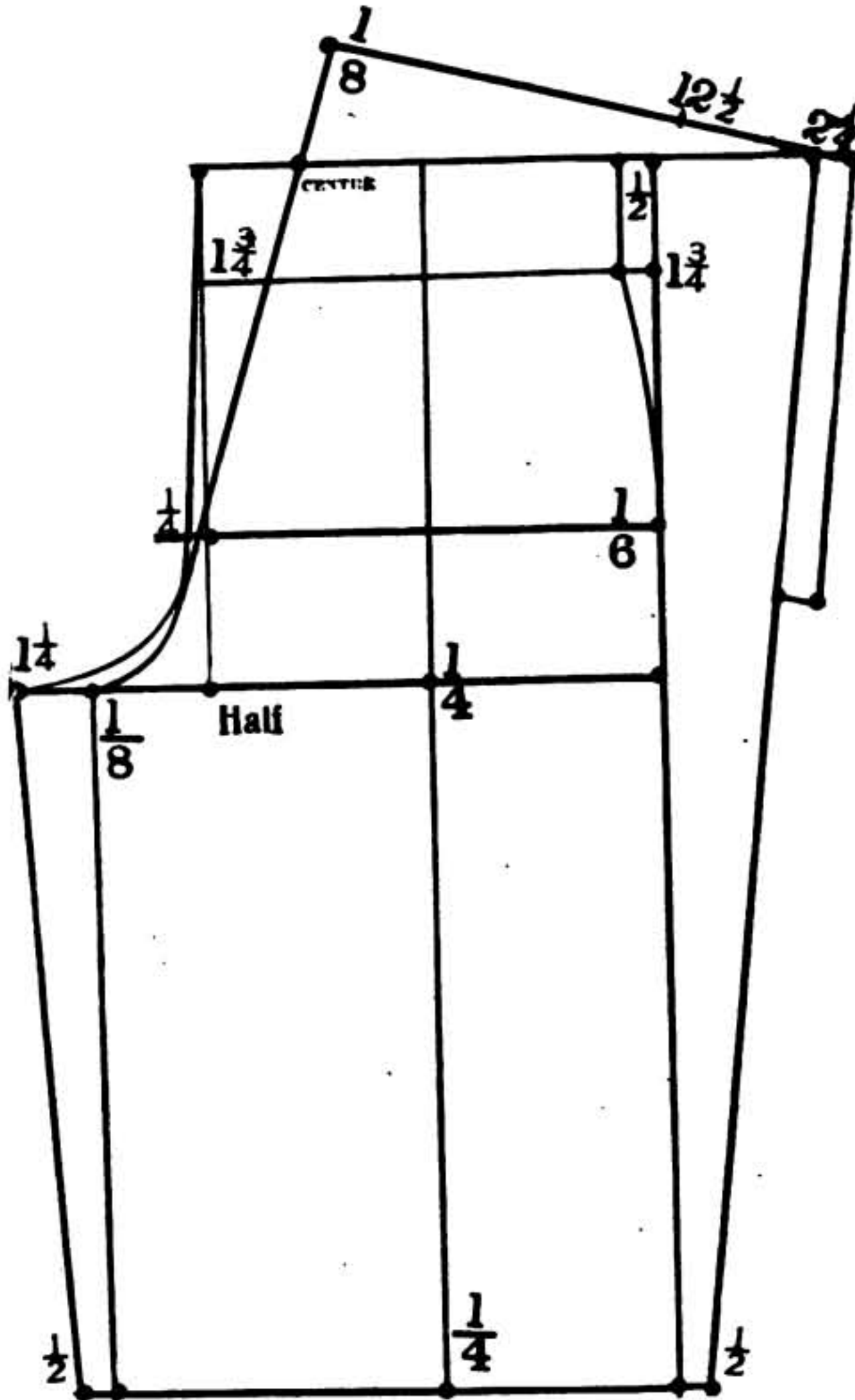


DIAGRAM No. 77.

Bloomers. Size 6.

MEASUREMENTS:

Outside Length,	20	Waist,	24 1/2
Inside Length,	11 1/2	Seat,	29 1/2

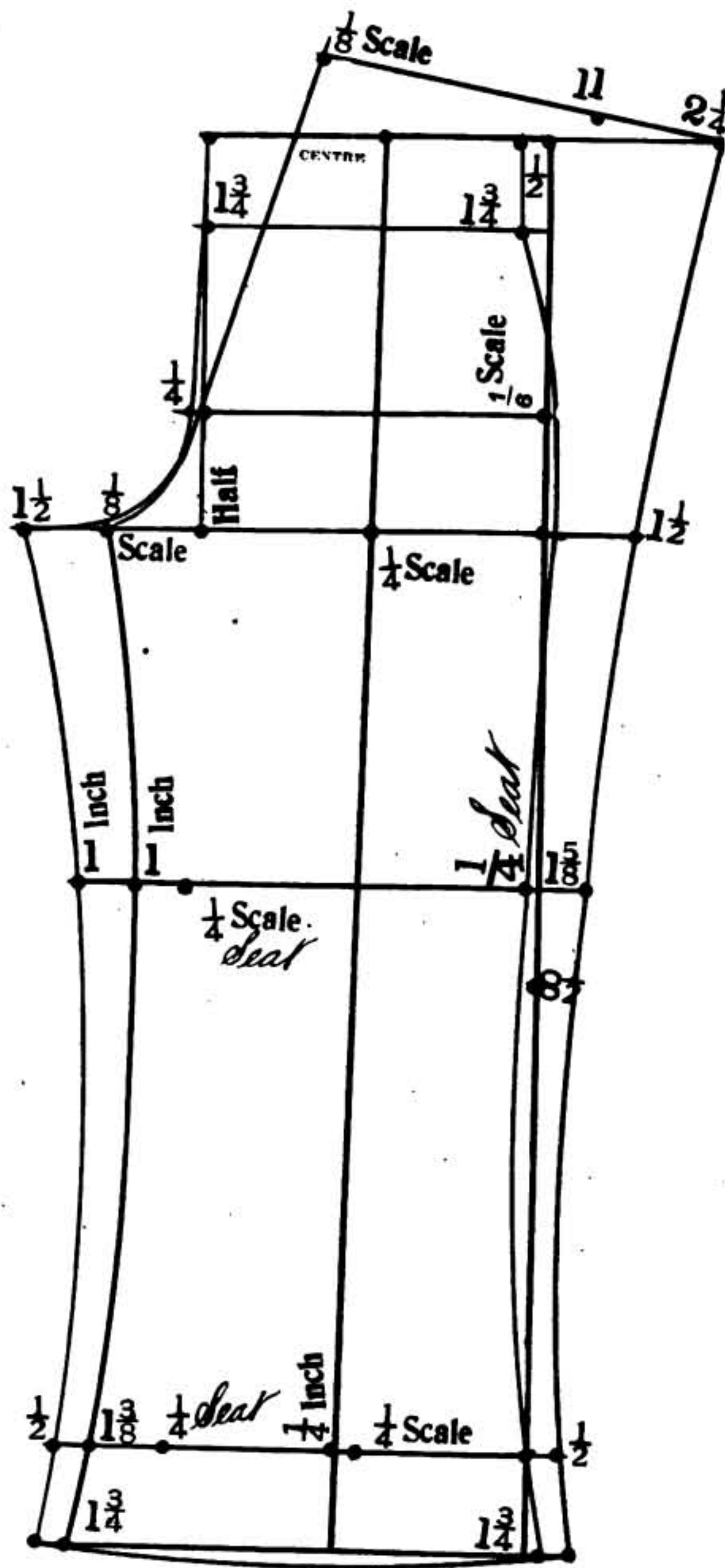


DIAGRAM No. 78.

Children's Long Sailor Pants.

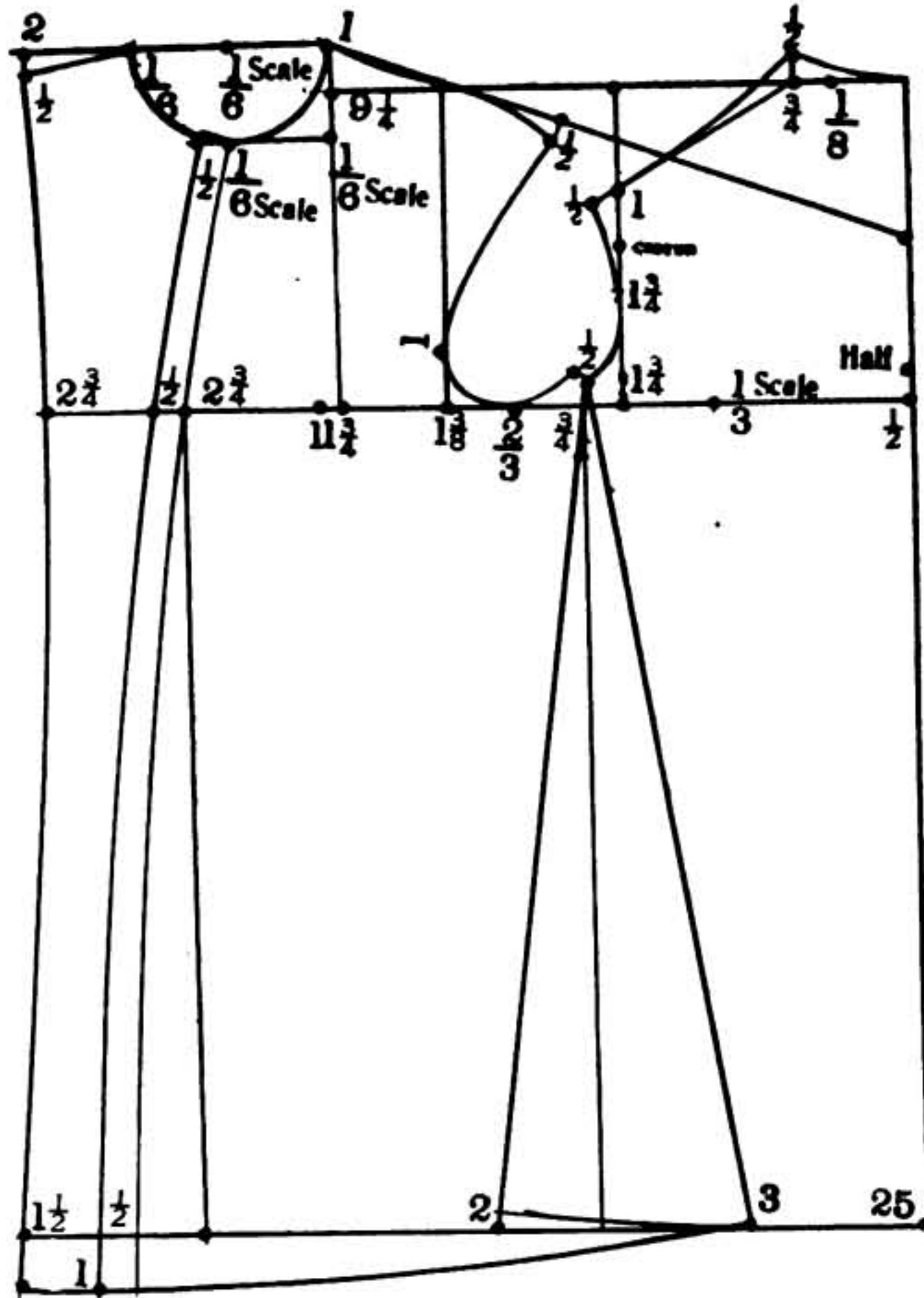


DIAGRAM No. 74.

Russian Blouse, buttoned on one side.

Size 6. Breast $23\frac{1}{2}$.

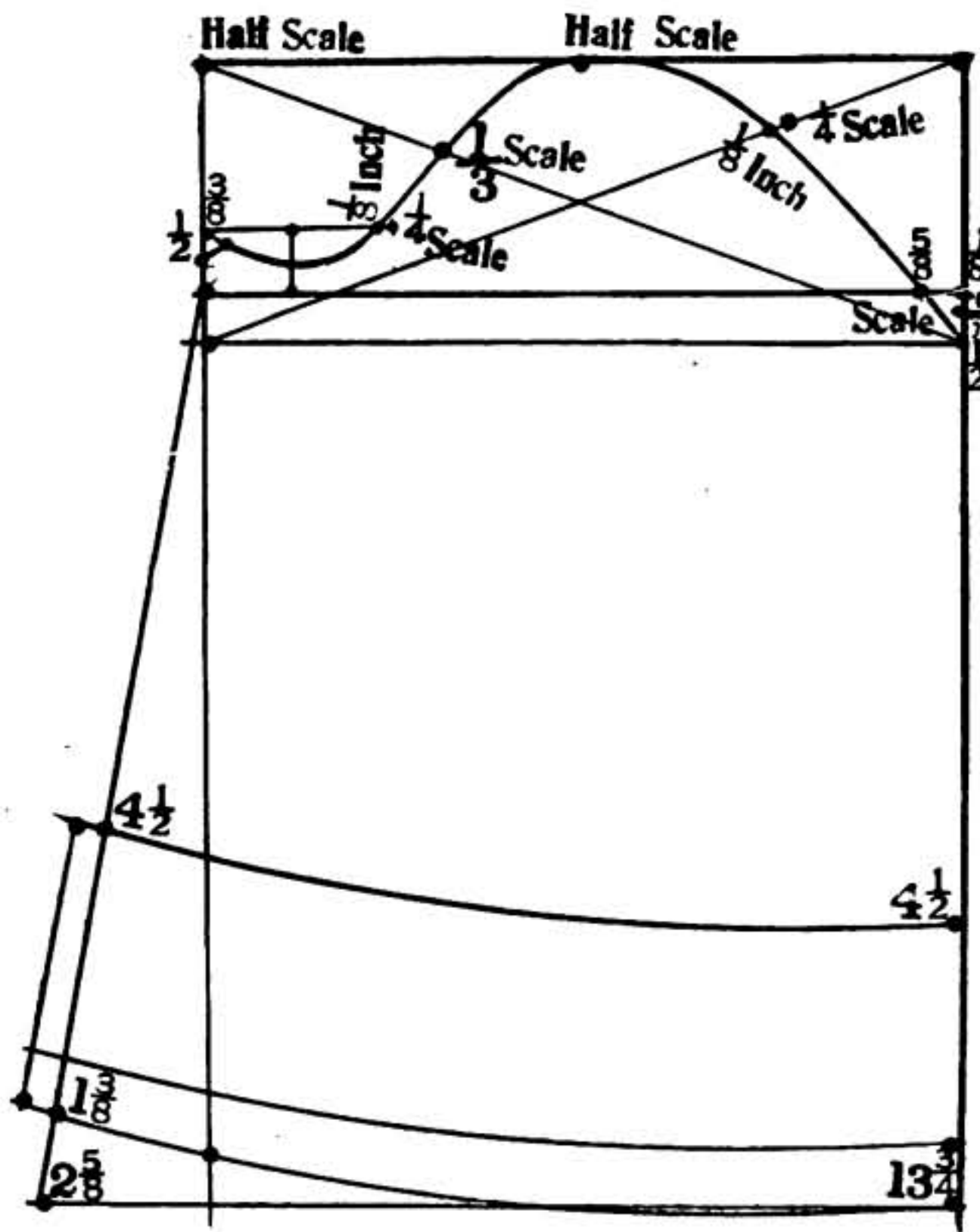


DIAGRAM No. 80.

Sailor Sleeve.

Size 6.

Breast $23\frac{1}{2}$.

Drafted according to scale $11\frac{3}{4}$.

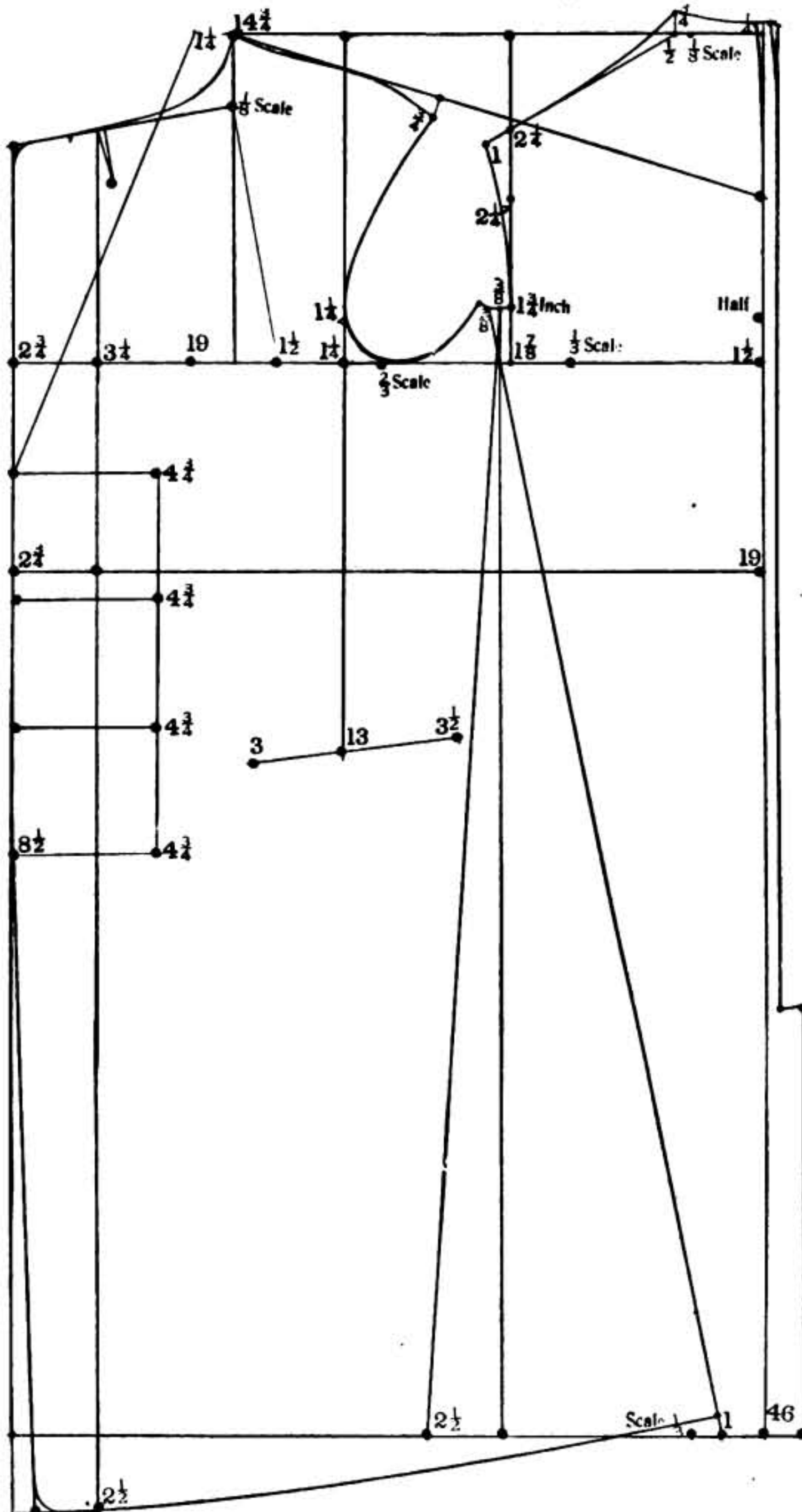


DIAGRAM No. 6.

Box Overcoat.

Drafted according to 38 breast, scale 19.

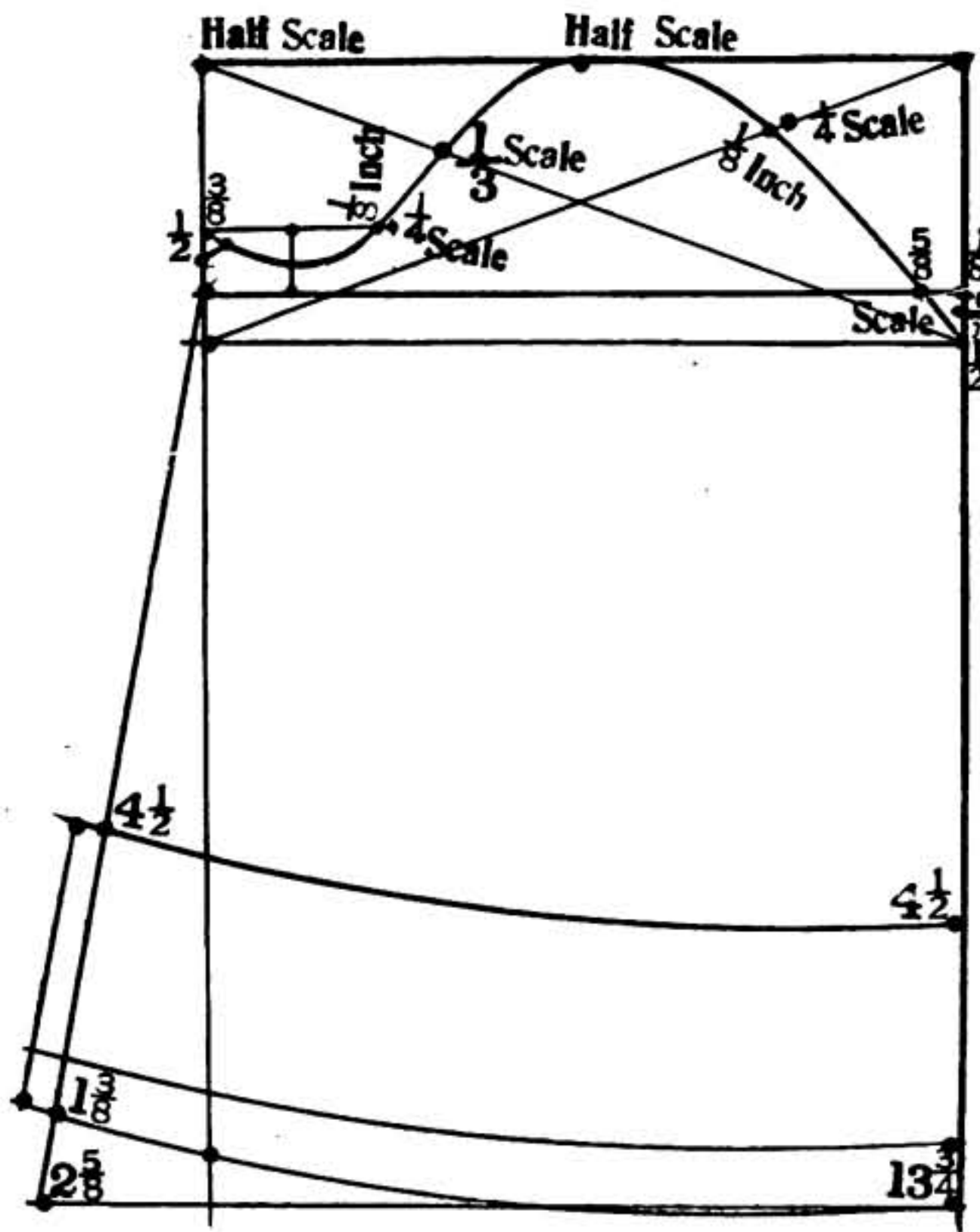


DIAGRAM No. 80.

Sailor Sleeve.

Size 6.

Breast $23\frac{1}{2}$.

Drafted according to scale $11\frac{3}{4}$.

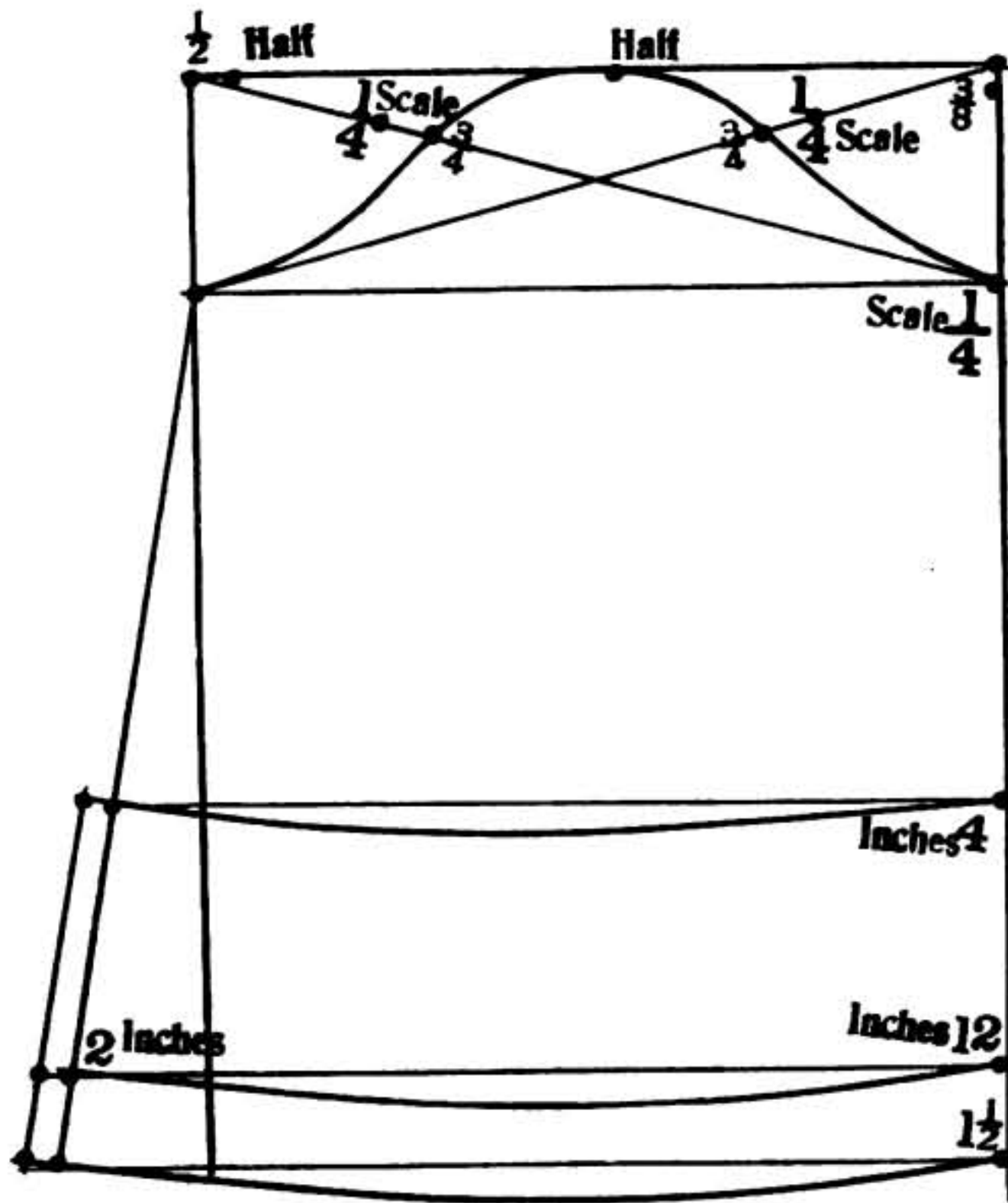


DIAGRAM No. 89.

Sailor Sleeve. Size 6.

Drafted according to $23\frac{1}{2}$ breast, Scale $11\frac{3}{4}$.

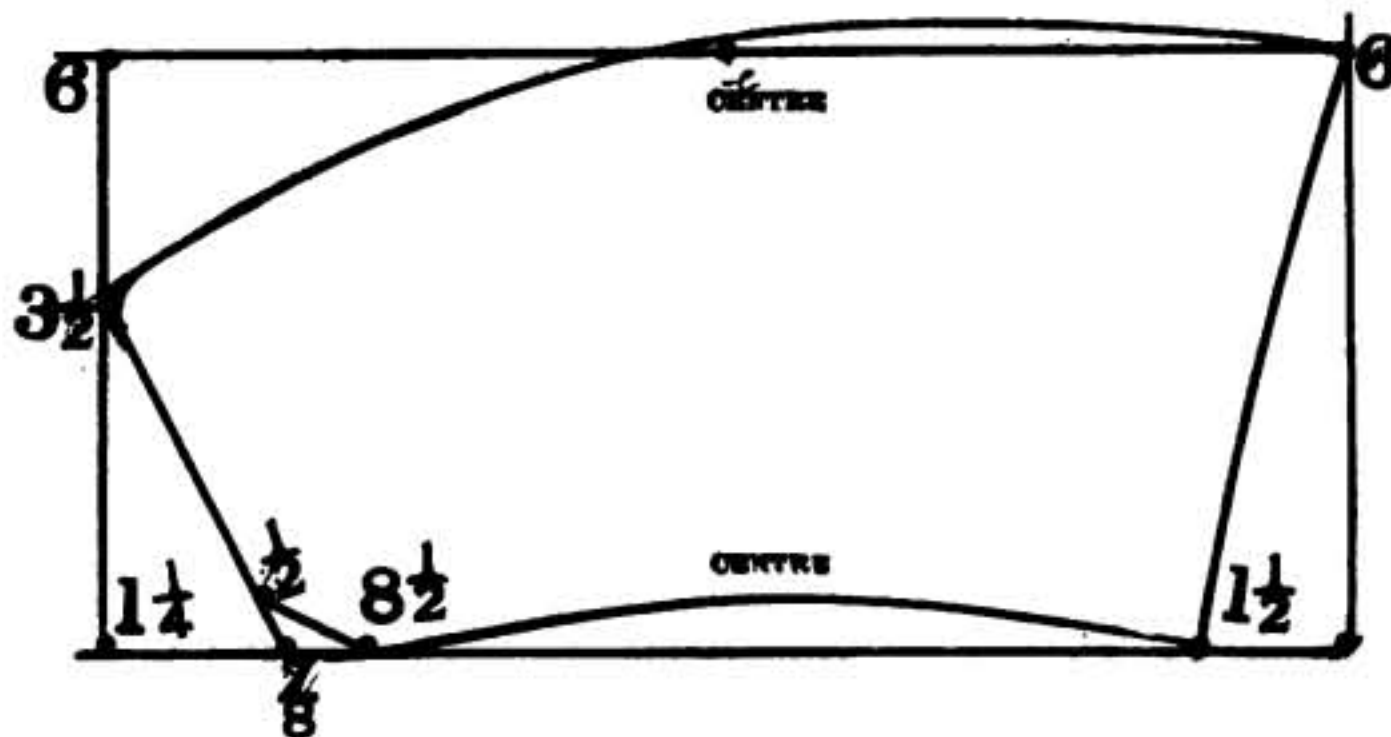


DIAGRAM No. 82.

Ulster Collar.

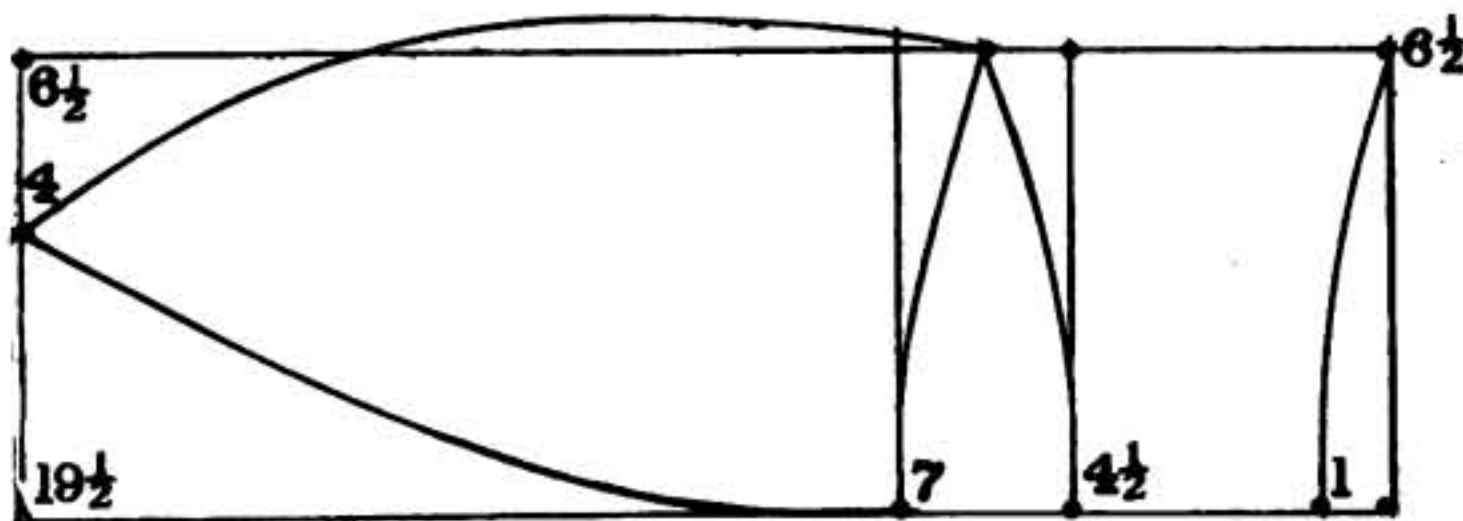


DIAGRAM No. 83.

Shawl Collar in 4 pieces for a Fur Coat.

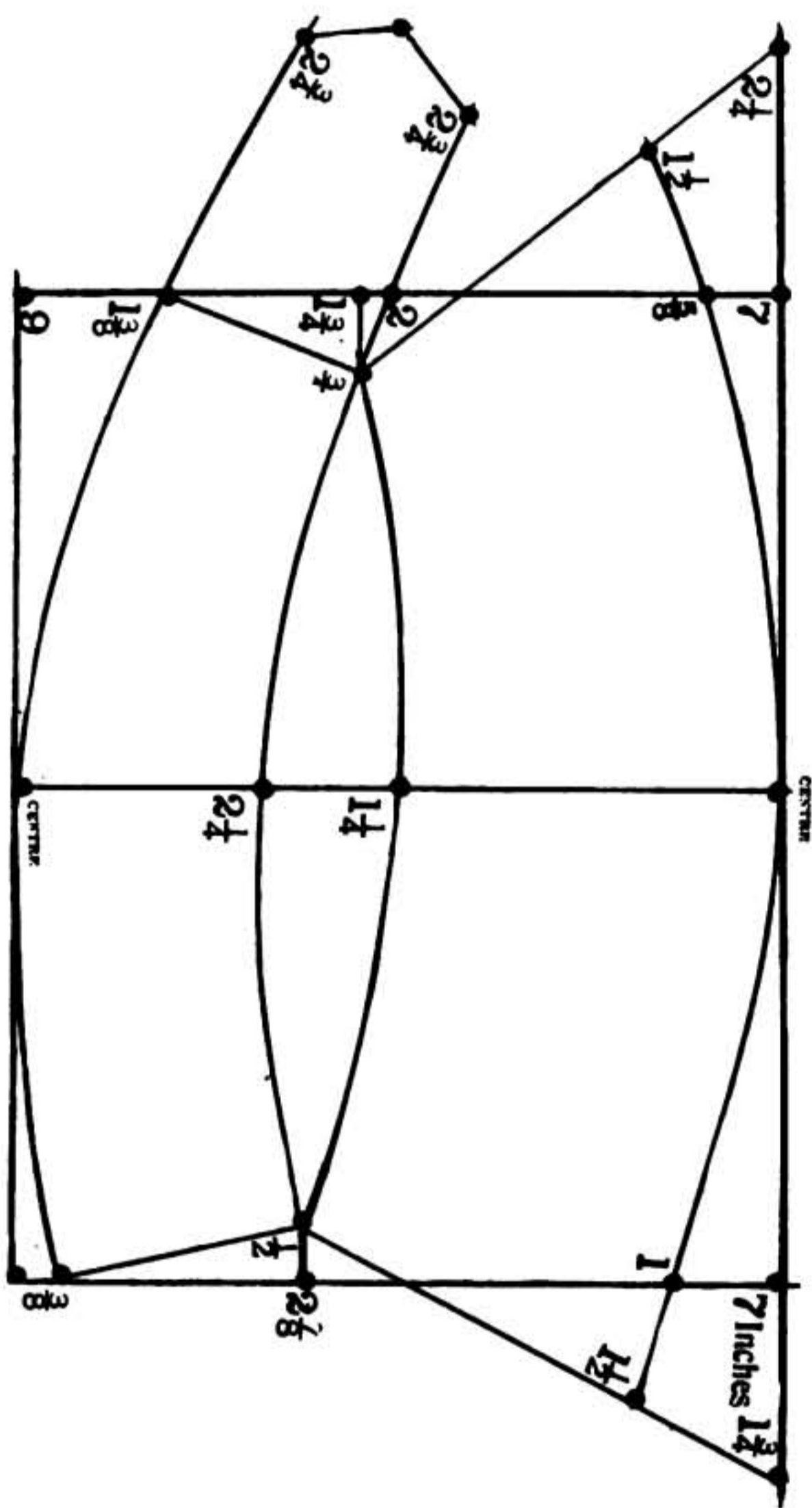


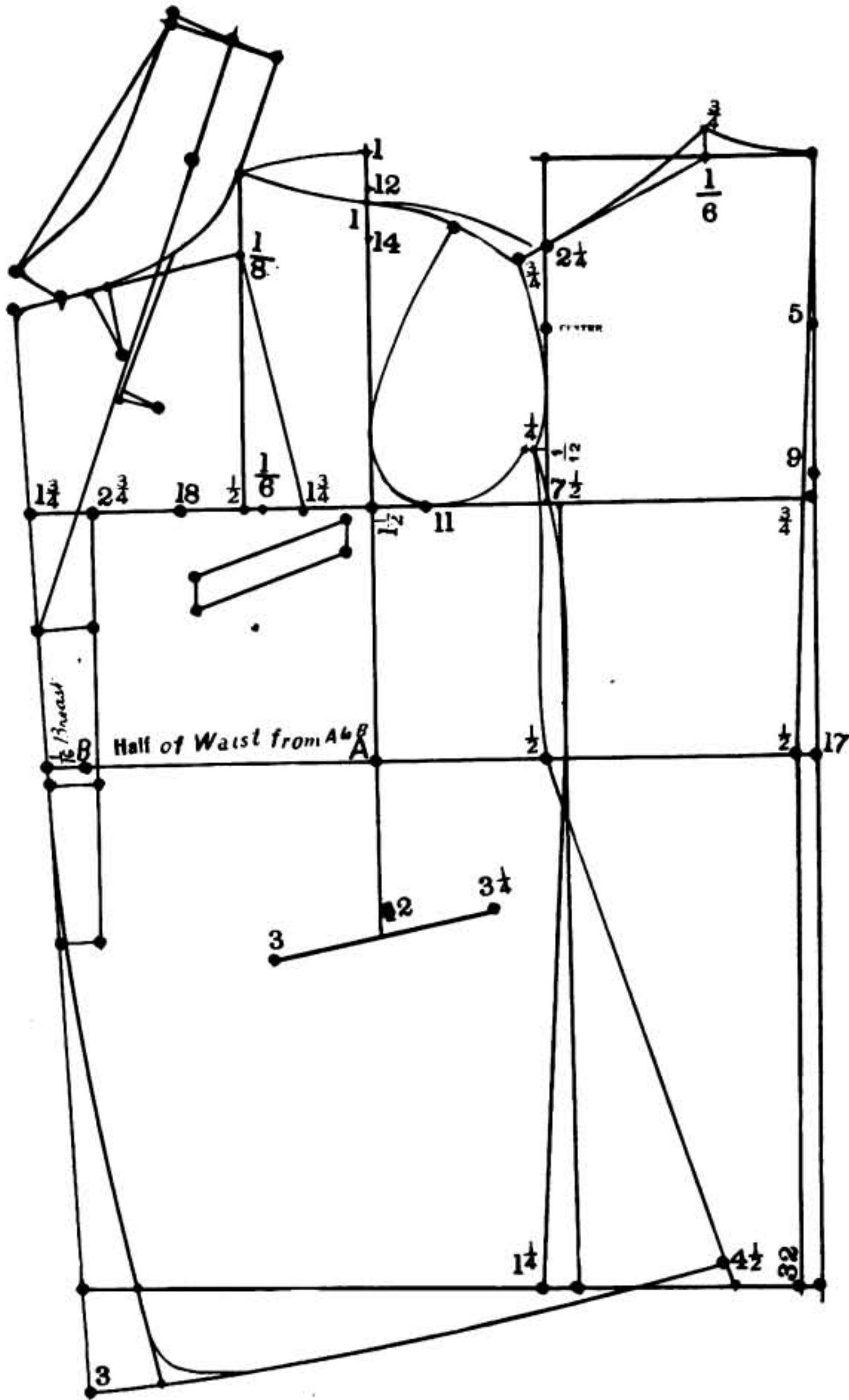
DIAGRAM No. 84.

Automobile Collar, plus an additional stand.

PART SIX.

This diagram is drafted by short measurements.

DIAGRAM NO. 85.



The measurements are as follows:

Depth of Back	9	Blade	11	Back	7 1/4
Length Waist	17	First Shoulder	12	Breast	36
		Second Shoulder	14	Waist	33

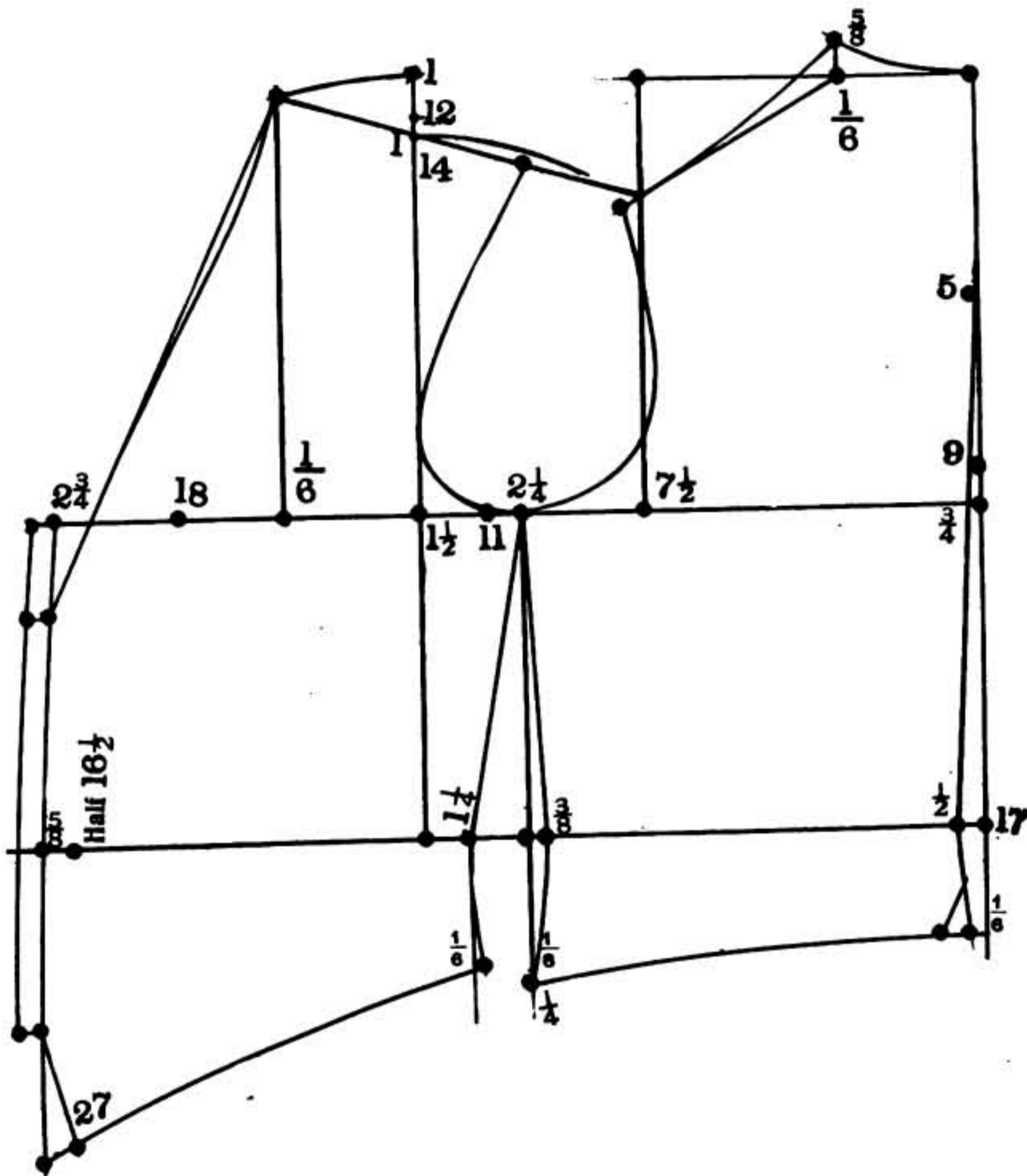


DIAGRAM No. 86.

This diagram of a Vest is drafted by short measurements.
The measurements of diagram 85 also refer to this illustration.

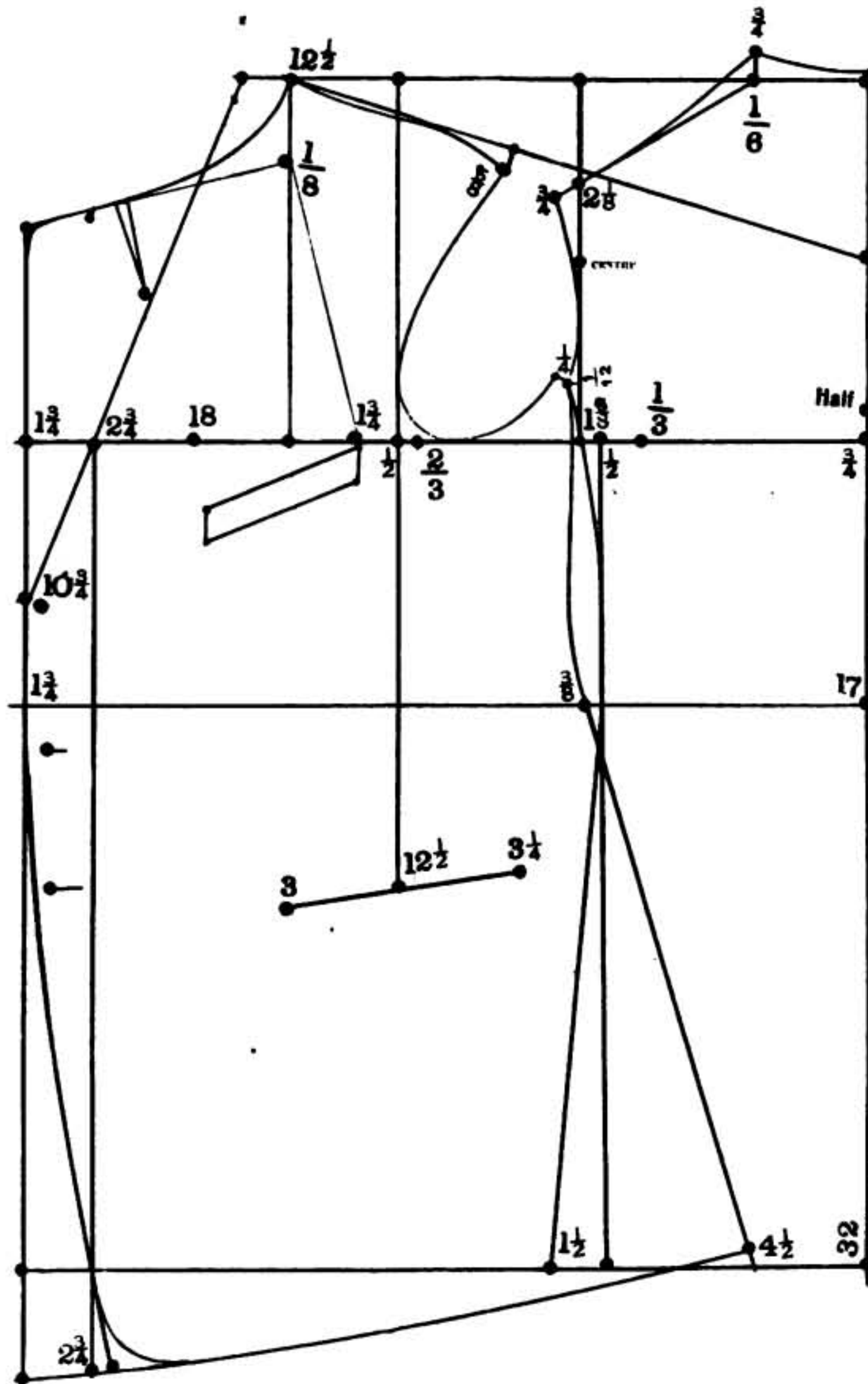


DIAGRAM No. 87.

This coat is drafted proportionally in correspondence to the breast measurement, which in this illustration is 36. This is used for custom work.

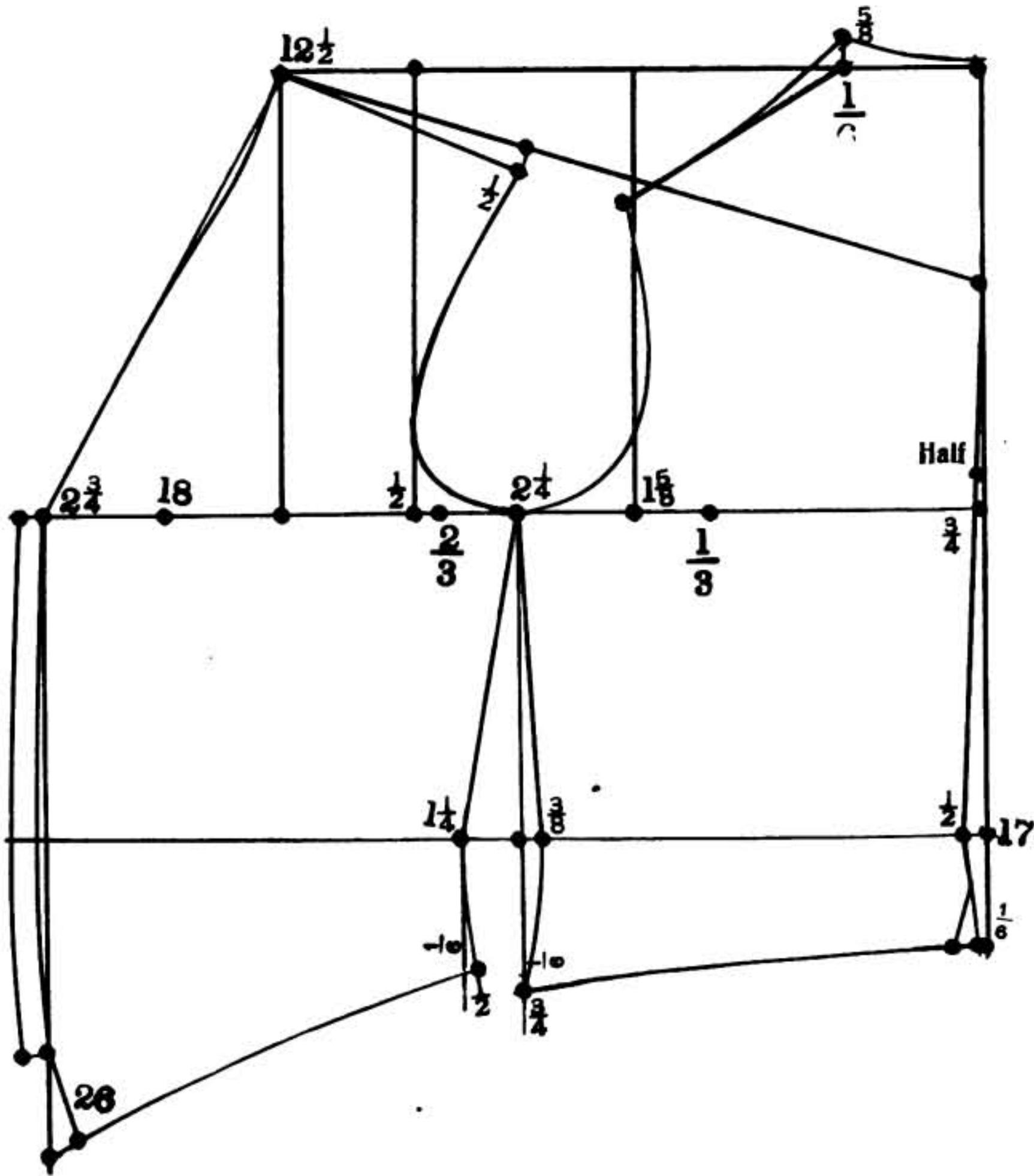


DIAGRAM No. 88.

This vest is drafted proportionally in correspondence to the breast measurement, which in this illustration is 36. This is used for custom cutting.

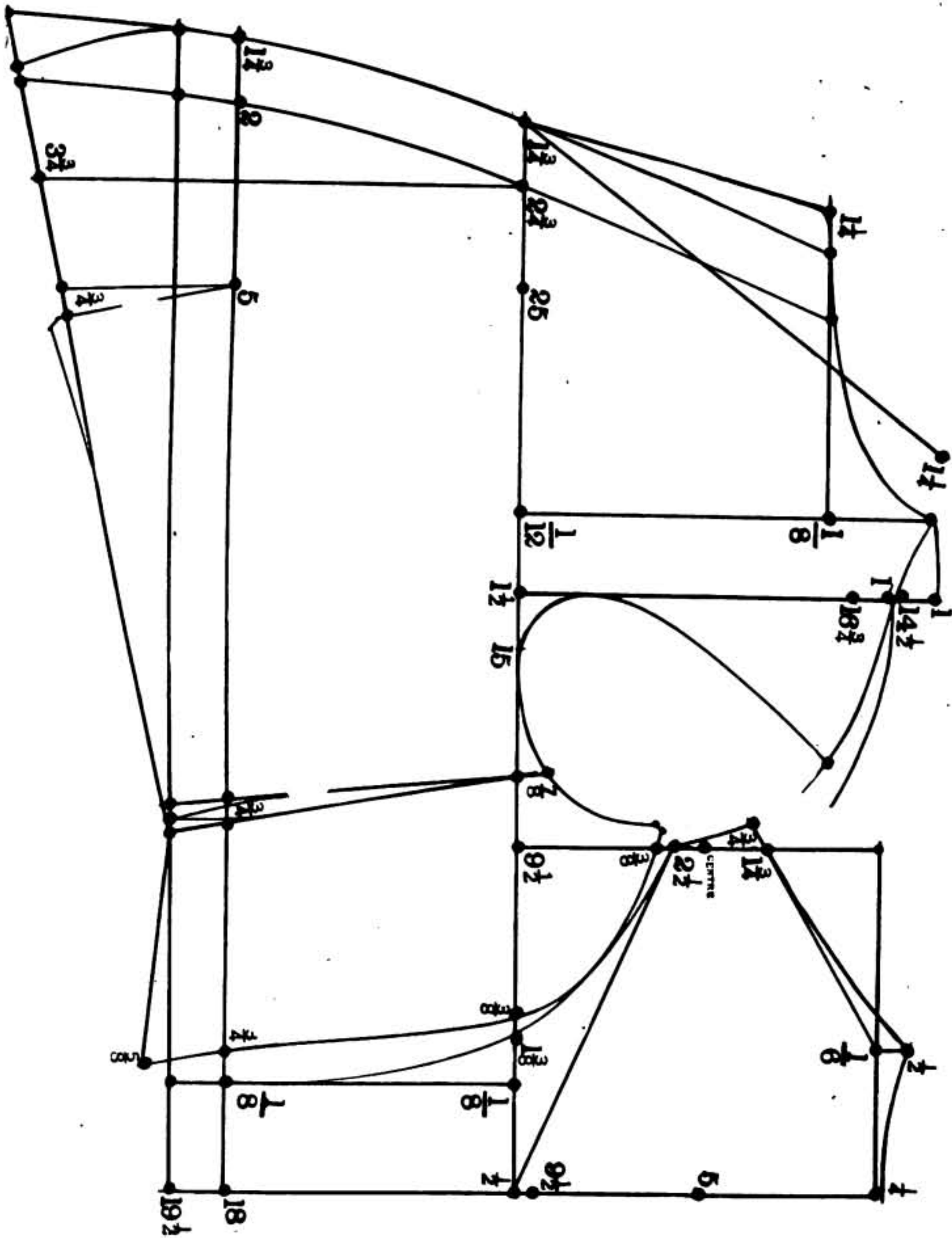



DIAGRAM No. 89.

This diagram is the upper part of an English Walking Coat, for extra stout by short measurements. The measurements are as follows:

Depth of Back	$9\frac{1}{2}$	Blade	15	Back	$9\frac{1}{4}$
Natural Waist	18	First Shoulder	$14\frac{1}{2}$	Breast	50
Fashionable Waist	$19\frac{1}{2}$	Second Shoulder	$16\frac{3}{4}$	Waist	54



OF
DESIGNING
AND
CUTTING

Glickstein's System

FOR
Men's, Boys'
AND
Children's Garments
and Novelties

By Ph. GLICKSTEIN

1909.

THE REICH PRINTING CO., N. Y.

